



In cooperation with the Texas Natural Resource Conservation Commission

Volatile Organic Compound and Pesticide Data for Public Water-Supply Reservoirs and Wells, Texas, 1999–2001

Open-File Report 02–093

U.S. Department of the Interior
U.S. Geological Survey

**U.S. Department of the Interior
U.S. Geological Survey**

Volatile Organic Compound and Pesticide Data for Public Water-Supply Reservoirs and Wells, Texas, 1999–2001

**By B.J. Mahler, M.O. Gary, M.G. Canova, Eric W. Strom,
Lynne Fahlquist, and Michael E. Dorsey**

**U.S. GEOLOGICAL SURVEY
Open-File Report 02–093**

In cooperation with the Texas Natural Resource Conservation Commission

**Austin, Texas
2002**

U.S. DEPARTMENT OF THE INTERIOR

Gale A. Norton, Secretary

U.S. GEOLOGICAL SURVEY

Charles G. Groat, Director

Any use of trade, product, or firm names is for descriptive purposes only and does not imply endorsement by the U.S. Government.

For additional information write to

**District Chief
U.S. Geological Survey
8027 Exchange Dr.
Austin, TX 78754-4733
E-mail: dc_tx@usgs.gov**

Copies of this report can be purchased from

**U.S. Geological Survey
Information Services
Box 25286
Denver, CO 80225-0286
E-mail: infoservices@usgs.gov**

CONTENTS

Abstract	1
Introduction	1
Purpose and Scope	1
Site Selection	2
Acknowledgments	2
Volatile Organic Compound and Pesticide Data	2
Collection of Samples	2
Reservoir Samples	3
Well Samples	3
Quality-Control Samples	4
Analysis of Data	4
Methods	4
Environmental Samples	5
Reservoirs	5
Wells	6
Quality-Control Samples	6
Reservoirs	6
Wells	7
Summary	8
References Cited	9

FIGURES

1. Map showing locations of public water-supply reservoirs sampled in Texas, June–July 1999	2
2. Map showing locations of public water-supply wells sampled in Texas, November 1999–January 2001	3
3. Boxplots showing percent recovery of spikes and surrogates for reservoir samples	6
4. Graph showing comparison of concentrations of pesticides detected in environmental and replicate samples from reservoirs	7
5. Boxplots showing percent recovery of spikes and surrogates for well samples	7
6. Graph showing comparison of concentrations of pesticides detected in environmental and replicate samples from wells	8

TABLES

1. Concentrations of volatile organic compounds in public water-supply reservoirs sampled in Texas, June–July 1999	10
2. Concentrations of soluble pesticides in public water-supply reservoirs sampled in Texas, June–July 1999	12
3. Summary of soluble pesticides in samples collected from public water-supply reservoirs in Texas, June–July 1999	44
4. Concentrations of volatile organic compounds, nitrite plus nitrate, and tritium in public water-supply wells sampled in Texas, November 1999–January 2001	45
5. Concentrations of soluble pesticides in public water-supply wells sampled in Texas, November 1999–January 2001	51
6. Summary of soluble pesticides in samples collected from public water-supply wells in Texas, November 1999–January 2001	105

Volatile Organic Compound and Pesticide Data for Public Water-Supply Reservoirs and Wells, Texas, 1999–2001

By B.J. Mahler, M.O. Gary, M.G. Canova, Eric W. Strom, Lynne Fahlquist, and Michael E. Dorsey

Abstract

To provide data for the Texas Source-Water Assessment and Protection Program, the U.S. Geological Survey conducted a synoptic survey of 48 public water-supply reservoirs and 174 public water-supply wells during 1999–2001. The surface-water samples were analyzed for volatile organic compounds and soluble pesticides. The ground-water samples were analyzed for volatile organic compounds and soluble pesticides, as well as nitrite plus nitrate nitrogen and tritium.

One or more volatile organic compounds were detected in 75 percent of the reservoirs and in 9 percent of the wells. Methyl *tert*-butyl ether was detected most frequently in reservoirs, and toluene was detected most frequently in wells. One or more pesticides were detected in 96 percent of the reservoirs and in 33 percent of the wells. Atrazine or its breakdown product deethylatrazine was the most frequently detected pesticide.

Volatile organic compounds and pesticides were not detected at concentrations exceeding the maximum contaminant level allowed in drinking water. The only constituent sampled for that exceeded its maximum contaminant level (10 milligrams per liter) was nitrate nitrogen (in 8 percent of the 174 wells).

INTRODUCTION

Evaluation of the susceptibility of drinking water supplies to chemical contamination is of nationwide interest. The U.S. Environmental Protection Agency (USEPA), through the Safe Drinking Water Act Amendments of 1996, therefore required that each state complete a Source-Water Assessment and Protection (SWAP) Program. The SWAPs are to include identifica-

tion of substantial potential contamination sources and to compile information regarding the susceptibility of systems to contamination. This information will, in turn, help identify systems that might be eligible for reduced monitoring or that might require additional monitoring. Assessment of susceptibility to contamination would enable more efficient use of monitoring and protection dollars.

The assessment of the susceptibility of water supplies to contamination requires accurate, consistent, and technically defensible data on the occurrence of volatile organic compounds (VOCs) and pesticides at low detection levels in source waters for public water supply (PWS). These data are needed to determine what factors or activities might contribute to contamination, which source waters are most vulnerable to contamination, and where, and for which pollutants, monitoring should be intensified or reduced. The Texas Natural Resource Conservation Commission therefore requested the U.S. Geological Survey (USGS) to collect water samples from PWS reservoirs and wells in Texas for VOC and pesticide analysis. The database of VOC and pesticide detections in PWS reservoirs and wells presented in this report represents a critical contribution to the Texas SWAP nonpoint-source pollution component for both ground-water and surface-water supplies.

Purpose and Scope

The purpose of this report is to present chemical data from the analysis of samples from surface and ground waters that are sources for PWS in Texas. Forty-eight reservoirs across Texas that are PWS source waters were sampled during June–July 1999 (fig. 1). The surface-water samples were analyzed for VOCs and a suite of soluble pesticides. One hundred and seventy-four wells that are PWS source waters were sampled during November 1999–January 2001 (fig. 2). The ground-water samples were analyzed for VOCs, a suite of soluble pesticides, nitrite plus nitrate nitrogen, and

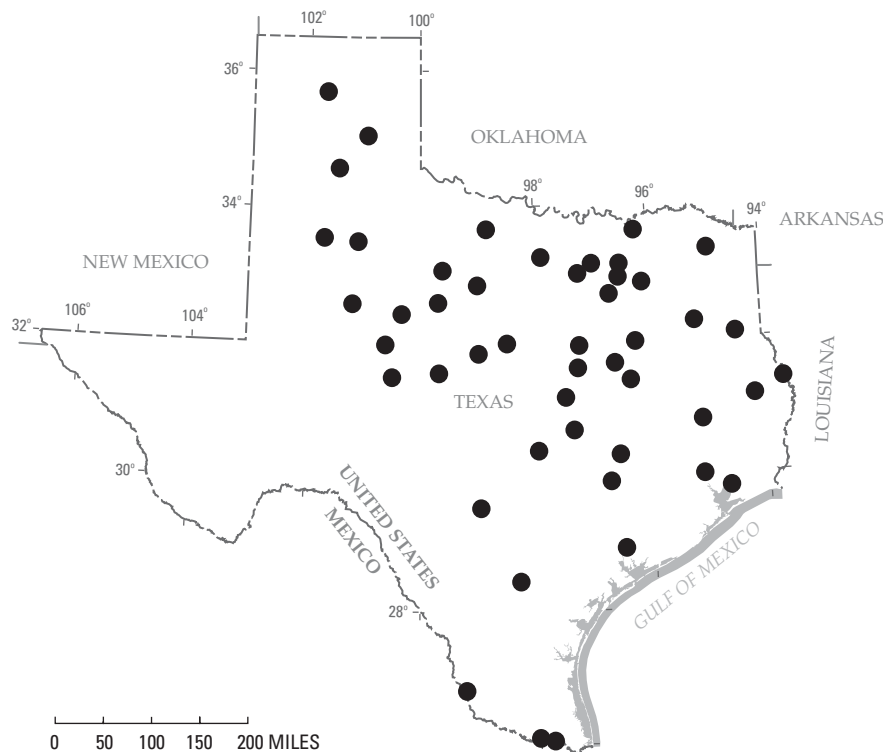


Figure 1. Locations of public water-supply reservoirs sampled in Texas, June–July 1999.

tritium. The data presented in this report will be used by the Texas SWAP to determine, to the extent possible, statistical relations between explanatory variables such as land-use characteristics of the contributing area of the supply and occurrence of a contaminant.

Site Selection

Only reservoirs that are a PWS for one or more utilities and that have a volume of 5,000 acre-feet or more were considered for sampling. The only exceptions were two small reservoirs in south Texas, La Feria Reservoir and Donna Reservoir. Of the 205 candidate reservoirs, 48 were selected to give as much spatial coverage of the State as possible and to reflect both urban and agricultural land uses in their watersheds.

The wells sampled are PWS wells that have well-log information and that are screened primarily in unconfined aquifers. About 470 of about 18,000 PWS wells in Texas were candidates for sampling. From those 470 wells, 174 were selected to represent, in relative proportion, the variety of aquifer materials found in the State (for example, unconsolidated sediment, limestone, and alluvium) and to give as much spatial coverage of the State as possible. Additionally, the wells were

chosen to represent a broad range of environmental characteristics such as land use, depth to water, amount of precipitation, and soil characteristics. These environmental characteristics are potential explanatory variables that might be statistically related to the occurrence of one or more contaminants.

Acknowledgments

The authors acknowledge the cooperation of the PWS well managers and operators who allowed samples to be collected during this investigation.

VOLATILE ORGANIC COMPOUND AND PESTICIDE DATA

Collection of Samples

Samples were collected following protocols established by the USGS National Water-Quality Assessment (NAWQA) Program or developed in consultation with NAWQA water-quality specialists. These sampling protocols are briefly described below and the appropriate reference cited.

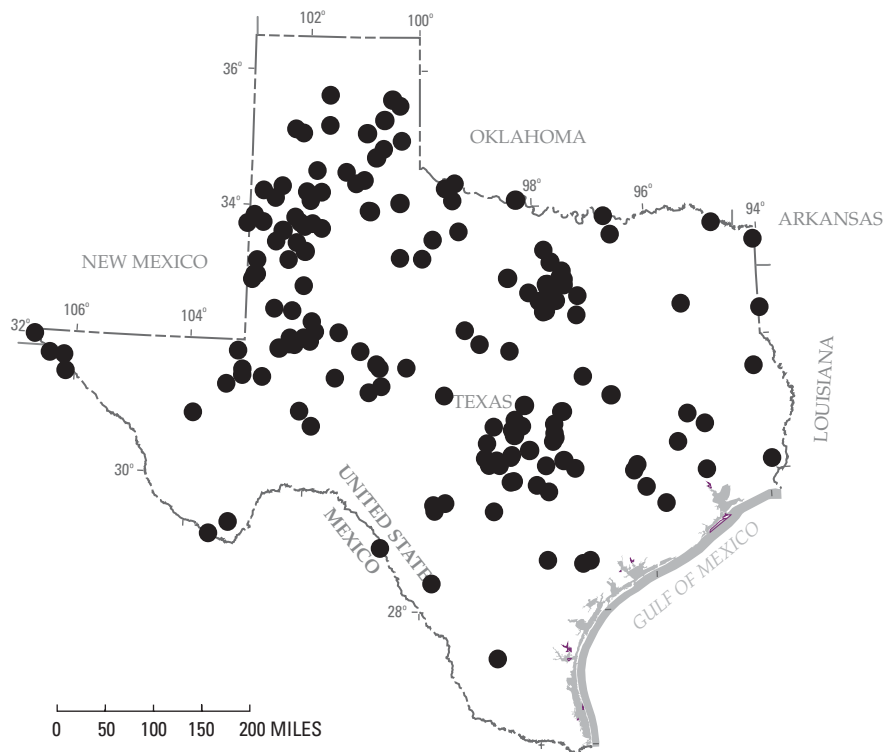


Figure 2. Locations of public water-supply wells sampled in Texas, November 1999–January 2001.

Reservoir Samples

The VOC sample was collected first at each reservoir site. Once the approximate sampling site location was reached, the boat motor was turned off and the boat allowed to drift upwind as far as possible (at least 50 feet [ft]) before the sample was collected to avoid contamination by boat exhaust. The sample was collected by dipping three pre-cleaned 40-milliliter (mL) amber glass VOC vials about 0.5 m below the water surface and allowing them to fill. The samples were preserved on ice after being acidified with hydrochloric acid, agitated, and checked to make sure no air bubbles were trapped inside (Shelton, 1997).

The pesticide sample was collected as a vertical composite. The total depth at the sampling site was divided into 10 discrete depth intervals, and one-tenth of the 3-liter (L) sample was pumped from the center of each interval into a Teflon bottle using a peristaltic pump fitted with Teflon tubing. The minimum sampling interval was 2 ft, so in shallow lakes (less than 20-ft deep), fewer than 10 intervals were sampled. The collected water was processed following NAWQA protocol (Shelton, 1994, p. 23). Briefly, the approach was to filter

1 L into each of two 1-L baked glass amber bottles using a baked 0.7-micrometer (μm) pore-size glass-fiber filter in a stainless steel or aluminum holder and Teflon tubing. The samples were preserved on ice until and during shipping to the laboratory.

Dissolved oxygen, pH, specific conductance, and temperature were measured as a vertical profile in each reservoir concurrent with collection of each pesticide sample. Measurements were taken at each of the sampling intervals using a Hydrolab and flow cell. Measurements were made by pumping lake water from the interval through the flow cell on the boat and using measurement probes inserted into the cell.

Well Samples

All well samples collected were raw water samples, that is, they were collected before the water had been filtered, chlorinated, or treated in any way. Sampling procedures followed those of the USGS NAWQA Program as described in Koterba and others (1995) and Koterba (1998).

Field properties were monitored using a Hydrolab and flow cell. The well was purged until dissolved

oxygen, pH, specific conductance, and temperature stabilized. Samples were not collected until the purging was completed. Samples were collected directly from the well discharge, ensuring that the water had not undergone any sort of treatment (for example, filtration or chlorination) prior to collection.

VOC vials were filled from a cleaned brass connection screwed to the well spigot. The purpose of the brass connection was to protect the sample from contact with the atmosphere. Hydrochloric acid was immediately added to each vial to lower the pH to <2.0, as a preservative. Vials were agitated and checked to make sure no air bubbles were trapped inside, then stored on ice.

Samples for pesticide analysis were either filtered in-line, when possible, or collected in a 3-L Teflon bottle and filtered off-site. In either case, water was filtered into two 1-L baked glass amber bottles using a baked 0.7- μm pore-size glass-fiber filter in a stainless steel or aluminum filter apparatus. Samples were chilled on ice and returned to the USGS laboratory in Austin, Tex., for solid-phase extraction.

The nitrite plus nitrate sample was collected by repeatedly filling a 40-mL syringe fitted with a polypropylene filter holder and filtering the sample through a 0.5- μm pore-size cellulose-acetate filter into a 125-mL high-density polyethylene (HDPE) bottle. Nitrite plus nitrate samples were stored on ice for shipping to the laboratory. The 1-L tritium sample was collected in a HDPE bottle; no filtering or treatment was required for this sample.

Quality-Control Samples

Quality-control samples for this study included trip blanks (for VOCs in reservoirs only), field blanks, replicate samples, and spiked samples. The number of quality-control samples collected is about 20 percent of the number of environmental samples collected.

Analysis of Data

The VOCs analyzed were methyl *tert*-butyl ether (MTBE, a gasoline oxygenate) and the BTEX compounds (benzene, toluene, ethylbenzene, and total, *o*-, and *m*- and *p*-xylene). These compounds were chosen because there is currently much interest in the occurrence of MTBE in the environment and because the BTEX compounds are among the more commonly occurring VOCs in surface and ground water (Grady and Casey, 2000). The BTEX compounds are among

the constituents regulated by the Safe Drinking Water Act.

The pesticides analyzed include many of those regulated by the Safe Drinking Water Act, as well as others that are under consideration for regulation. Most of these pesticides are very soluble in water thus more likely to occur in source waters. Most of these pesticides also are widely used and include the herbicides atrazine and 2,4-D and the insecticides carbaryl and dieldrin.

In this report, nitrate refers to the sum of nitrite plus nitrate nitrogen, which consists primarily of nitrate with negligible amounts of nitrite. Nitrite plus nitrate nitrogen was analyzed in the samples from 174 PWS wells because the presence of nitrate could be an indicator of other types of contamination. For example, nitrate is commonly used in fertilizer, and its occurrence in high concentrations in drinking water might indicate contamination by agricultural runoff. In addition, concentrations of nitrate exceed the U.S. Environmental Protection Agency (1996) maximum contaminant level (MCL) of 10 milligrams per liter (mg/L) in drinking water relatively often (U.S. Geological Survey, 2001).

Tritium was analyzed in ground water as an indication of the age of the water (Schlosser and others, 1988). Tritium is a radionuclide produced naturally in the outer atmosphere. It is also produced by nuclear reactors and nuclear-weapons testing. It is incorporated into the water molecule and has a half-life of 12.3 years, two characteristics that make it useful as an indicator of ground-water age, particularly for differentiating between older (pre-1953) and younger (post-1953) water. The analysis of tritium was included in this study to assist the SWAP in determining if the occurrence of tritium, a sign of relatively young waters, might be a useful indicator of contamination.

Methods

The VOCs were analyzed at the USGS National Water Quality Laboratory (NWQL) in Denver, Colo., by gas chromatograph/mass spectrometry (GC/MS) at a minimum reporting level (MRL) of 0.2 microgram per liter ($\mu\text{g/L}$). The procedures are described by Connor and others (1998). Samples for pesticide analysis were first extracted onto solid-phase columns at the USGS laboratory in Austin, then submitted to the NWQL for analysis by GC/MS. Pesticide analytical procedures are described by Zaugg and others (1995) and Werner and others (1996). Nitrite plus nitrate was analyzed at the NWQL by colorimetry and cadmium reduction and by

diazotization, as described by Fishman (1993), at an MRL of 0.05 mg/L. Tritium was analyzed at the USGS National Research Program Laboratory in Menlo Park, Calif. Tritium analysis was done by electrolytic enrichment and liquid scintillation (Thatcher and others, 1977) at an MRL of 2.5 picocuries per liter (pCi/L).

Analytical results are listed in tables 1–6 (at end of report). Concentrations are reported as less-than values, estimated values, or actual sample values. Less-than values are reported when the constituent was not detected above a specified concentration. Less-than values are based on the MRL, defined as the lowest concentration of a constituent that can be identified and quantitated within known statistical limits. The MRL could be raised as a result of high concentrations of target or non-target constituents. Estimated values are concentrations that are less than the MRL but greater than the laboratory method detection limit. These concentrations are identified as estimated values because of the uncertainty associated with concentrations less than the MRL. Estimated values thus are counted as a detection, but quantification of the concentration is uncertain as estimated values are typically outside of the calibration range of the method.

Environmental Samples

Reservoirs

One or more VOCs were detected in 36 of the 48 PWS reservoirs (75 percent) during the June–July 1999 sampling (table 1). MTBE was detected in 34 of the 48 reservoirs; all concentrations were well below the USEPA drinking-water advisory level of 20 to 40 µg/L issued for reasons of taste and smell (U.S. Environmental Protection Agency, 1997). Eleven reservoirs had MTBE concentrations exceeding 1.0 µg/L. The highest concentration of MTBE detected during this investigation was 4.1 µg/L in a sample from Grapevine Lake.

To investigate the influence of recreational use of gasoline-powered vehicles on MTBE concentrations, four reservoirs with high recreational use (Granger Lake, Lake Belton, Lake Travis, and Lake Waco) were sampled before and after the Fourth of July weekend. In each case, the MTBE concentration after the high-use weekend was greater than that analyzed previously. On the basis of the Sign Test for matched pairs (Helsel and Hirsch, 1992), the difference is significant at $p = 0.06$.

Occurrence of the BTEX compounds was less widespread than that of MTBE. Benzene was detected in 6 reservoirs, toluene in 19 reservoirs, ethylbenzene in

6 reservoirs, and xylenes in 11 reservoirs. The highest concentrations of BTEX compounds were 0.75 µg/L of benzene, 2.9 µg/L of toluene, 0.44 µg/L of ethylbenzene, and 2.2 µg/L of total xylene in a sample from Lake Medina. These concentrations are well below the MCLs of 5.0 µg/L for benzene, 1,000 µg/L for toluene, 700 µg/L for ethylbenzene, and 10,000 µg/L for total xylene. Concentrations of BTEX also were affected by high recreational use of lakes over the Fourth of July weekend. Toluene concentrations in three of the four reservoirs and xylene concentrations in two reservoirs were higher following the high-use weekend; in two reservoirs, benzene and ethylbenzene were not detected before the high-use weekend but were detected afterward at concentrations less than the MRL. On the basis of the Sign Test for matched pairs, these differences are not significant at $\alpha = 0.1$.

One or more pesticides were detected in 46 of the 48 reservoirs (96 percent) (table 2). The pesticide detections are summarized in table 3. Of the 10 pesticides analyzed for which MCLs have been established, only 4 pesticides were detected, and concentrations did not exceed those respective MCLs. Atrazine, the most commonly detected pesticide, was detected in every reservoir except two, Lakes Murvaul and Sweetwater; no pesticides were detected in samples from those two lakes. The highest atrazine concentration was 1.4 µg/L from Granger Lake. The MCL for atrazine is 3.0 µg/L. Deethylatrazine, a breakdown product of atrazine, was detected in 43 reservoirs.

The next two most commonly detected pesticides were simazine and metolachlor, detected in 29 and 28 reservoirs, respectively. The highest concentration of simazine was 0.52 µg/L in Lake Ray Hubbard. The MCL for simazine is 4.0 µg/L, and the U.S. Environmental Protection Agency (1996) lifetime Health Advisory (HA) level is 1.0 µg/L. The highest concentration of metolachlor was 0.29 µg/L in Aquilla Lake. The HA for metolachlor is 70 µg/L.

The most pesticides detected in any reservoir was 12, in Lake Texana. Other reservoirs with eight or more pesticides detected were Buffalo Springs Lake, Granger Lake, Lake Houston, Lavon Lake, and Livingston Reservoir. Of the 46 reservoirs with pesticide detections, 45 reservoirs (94 percent) had detections of two or more pesticides, and 27 reservoirs (59 percent) had detections of five or more pesticides.

Wells

One or more VOCs were detected in 16 of the 174 PWS wells (9 percent) during the November 1999–January 2001 sampling (table 4). Toluene was the most commonly detected VOC, with detections in 13 of the 174 wells (7 percent). The other VOCs, including MTBE, were detected either one or two times each. The highest concentration of toluene was 1.2 µg/L, about 3 orders of magnitude less than the MCL of 1,000 µg/L. Only one VOC was detected in each of 14 wells, two VOCs were detected in 1 well, and five VOCs were detected in 1 well.

One or more pesticides were detected in 58 of the 174 wells (33 percent) (table 5). The pesticide detections are summarized in table 6. Deethylatrazine was the most frequently detected pesticide in ground water with detections in 38 wells (22 percent). The highest concentration of deethylatrazine was 1.7 µg/L. Atrazine was the second most frequently detected pesticide, in 27 wells (16 percent). The highest concentration of atrazine was 1.5 µg/L. Prometon, detected in 22 wells (13 percent), was the third most frequently detected pesticide. The highest concentration of prometon was 0.12 µg/L. All other pesticides were detected in less than 10 wells. Of the 10 pesticides analyzed for which MCLs have been established, only 4 pesticides were detected, and concentrations did not exceed those respective MCLs. The most pesticides detected in any single well was six—atrazine, deethylatrazine, diuron, prometon, simazine, and tebuthiuron in a well (ZT–27–02–105) in Denver City, Tex. Thirty-eight of the wells had detections of two or more pesticides, and five wells had detections of five or more pesticides.

Nitrate concentrations (table 4) exceeded the MCL of 10 mg/L in 14 of the 174 wells (8 percent). The highest concentration detected was 23 mg/L in a well (ZH–13–61–620) in Wichita Falls, Tex. Nitrate was the only constituent in this study that exceeded the MCL.

Tritium, a radioactive isotope of hydrogen, was analyzed in the ground-water samples to determine if its presence was related to the occurrence of pesticides. Of the 168 PWS wells analyzed for tritium (table 4), 58 wells had tritium concentrations less than the method detection limit. Pesticides were detected in nine of those wells (16 percent). In contrast, pesticides were detected in 47 of the 110 wells in which tritium was detected (43 percent).

Quality-Control Samples

Reservoirs

No VOCs were detected in the three reservoir trip blanks. One VOC, toluene, was detected in one of four reservoir field blanks collected; however, toluene was not detected in other environmental samples collected during that sampling trip. Nondetections in the three replicate samples corresponded either to nondetections or to detection below the MRL in parallel environmental samples. In the two cases where VOCs were detected in both the replicate sample and the corresponding environmental sample, the difference was less than 10 percent. Recovery of VOC spiked samples ranged from 42 to 152 percent, and 95 percent of VOC surrogate recoveries were within acceptable levels as set by the NWQL (fig. 3).

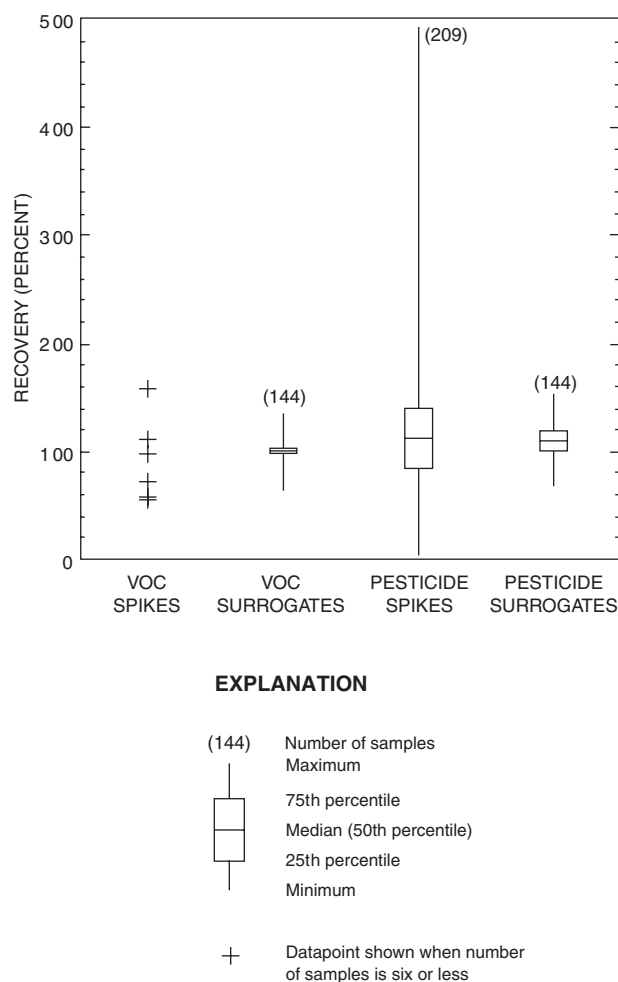


Figure 3. Percent recovery of spikes and surrogates for reservoir samples.

No pesticides were detected in the four reservoir field blanks. Nondetections of pesticides in the three replicate samples corresponded in all cases to nondetections in the parallel environmental sample. When pesticides were detected in both the replicate sample and the corresponding environmental sample, the difference was within 10 percent with two exceptions of 12 percent (fig. 4). Recovery in spiked samples ranged from 0 to 484 percent, with 50 percent of the recoveries between 87 and 140 percent (fig. 3); 87 percent of pesticide surrogate recoveries were within acceptable levels as set by the NWQL (fig. 3).

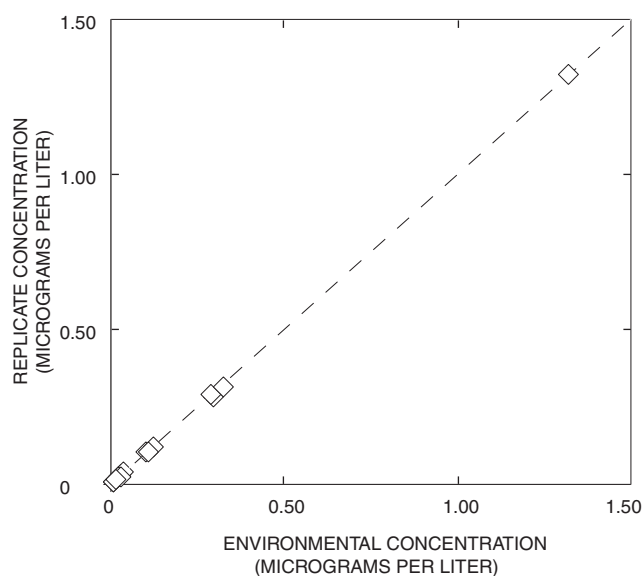


Figure 4. Comparison of concentrations of pesticides detected in environmental and replicate samples from reservoirs.

Wells

No VOCs were detected in the nine ground-water field blanks, except toluene, which was detected in one field blank at a concentration less than the MRL of 0.2 µg/L. However, toluene was not detected in any environmental samples collected during that sampling trip. Nondetections of VOCs in the seven replicate samples corresponded to nondetections in the parallel environmental samples. In the one case where a VOC was detected in both the replicate sample and the corresponding environmental sample, the difference was 15 percent. Recovery in spiked samples ranged from 73 to 157 percent, with 50 percent of the recoveries

between 77 and 108 percent (fig. 5); 94 percent of VOC surrogate recoveries were within acceptable levels, as set by the NWQL (fig. 5).

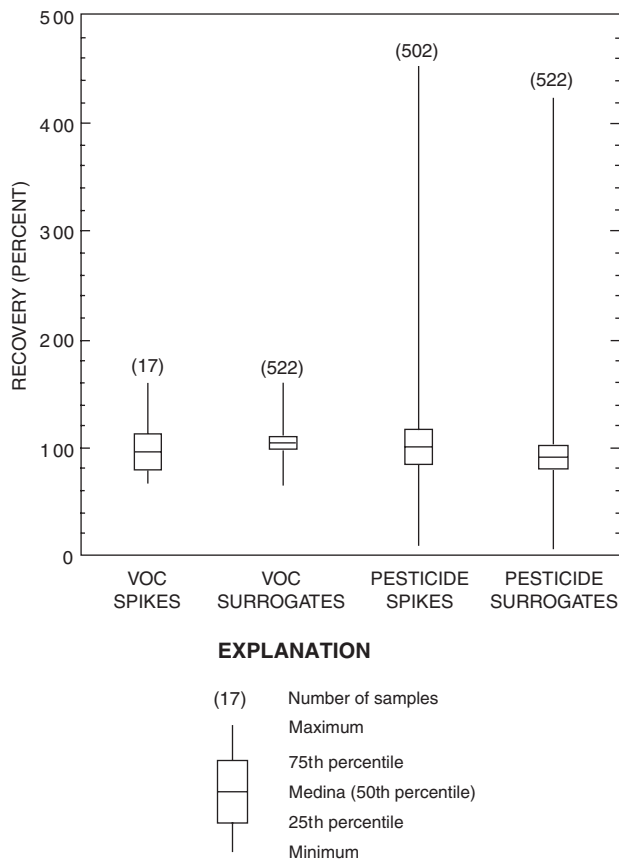


Figure 5. Percent recovery of spikes and surrogates for well samples.

One pesticide, diazinon, was detected in 2 of the 12 blanks at concentrations about 3 and 6 times the MRL of 0.002 µg/L. Diazinon was not detected in any environmental samples collected during those sampling trips. Nondetections of pesticides in the seven replicate samples corresponded to nondetections in the parallel environmental samples. When pesticides were detected in both the replicate sample and the corresponding environmental sample, the difference ranged from 2.4 to 18 percent (fig. 6). Recovery in spiked samples ranged from 9 to 441 percent, with 50 percent of the recoveries between 84 and 114 percent (fig. 5); 98 percent of pesticide surrogate recoveries were within acceptable levels, as set by the NWQL (fig. 5).

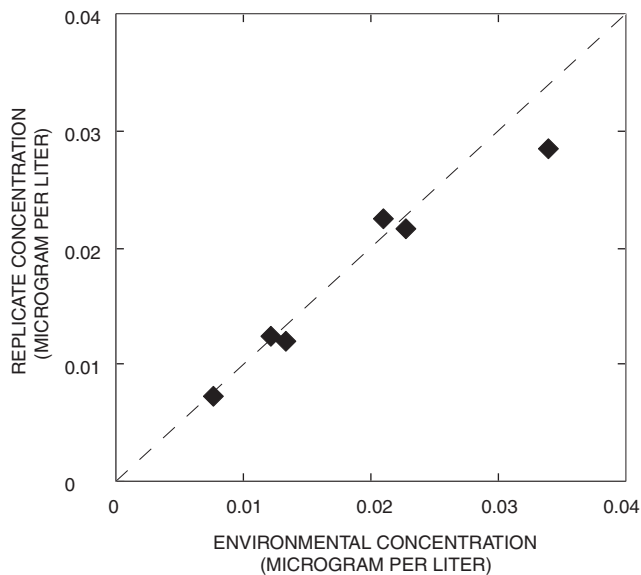


Figure 6. Comparison of concentrations of pesticides detected in environmental and replicate samples from wells.

SUMMARY

During 1999–2001 the USGS collected water-quality samples from 48 PWS reservoirs and 174 PWS wells in Texas at the request of the TNRCC to provide data for the Texas SWAP Program. Samples from the reservoirs were analyzed for VOCs and a suite of soluble pesticides. Samples from the wells were analyzed for VOCs, a suite of soluble pesticides, nitrite plus nitrate nitrogen, and tritium.

One or more VOCs were detected in 36 of the 48 reservoirs (75 percent). MTBE was the most frequently detected VOC with detections in 34 of the 48 reservoirs. The highest concentration was 4.1 µg/L; all concentrations were well below the USEPA drinking-water advisory level of 20 to 40 µg/L. Four reservoirs with high recreational use were sampled before and after the 1999 Fourth of July weekend to investigate the influence of recreational use of gasoline-powered vehicles on MTBE concentrations. The MTBE concentration in each of the four reservoirs was higher after the Fourth of July weekend than before. The BTEX compounds were detected less frequently than MTBE; all concentrations were well below the respective MCLs established by the USEPA. Benzene was detected in 6 reservoirs (highest concentration 0.75 µg/L), toluene was detected in 19

reservoirs (highest concentration 2.9 µg/L), ethylbenzene was detected in 6 reservoirs (highest concentration 0.44 µg/L), and total xylene was detected in 11 reservoirs (highest concentration 2.2 µg/L).

All but two reservoirs had detections of one or more pesticides (96 percent). Atrazine was the most frequently detected pesticide with detections in 46 of the 48 reservoirs (96 percent). The highest concentration, 1.4 µg/L, was less than the MCL of 3.0 µg/L. Deethylatrazine, a breakdown product of atrazine, was detected in 43 reservoirs (90 percent). Simazine was detected in 29 reservoirs (60 percent) with a maximum concentration of 0.52 µg/L; all concentrations were less than the MCL of 4.0 µg/L and the USEPA HA level of 1.0 µg/L. Metolachlor was detected in 28 reservoirs (58 percent) with a maximum concentration of 0.29 µg/L; all concentrations were less than the HA of 70 µg/L. Fifteen other pesticides also were detected at frequencies ranging from 40 to 2.1 percent. The most pesticides detected in any reservoir was 12.

One or more VOCs were detected in 16 of the 174 wells (9 percent). Toluene was the most frequently detected VOC with detections in 13 of the 174 wells (7 percent). The highest concentration of toluene was 1.2 µg/L, much less than the MCL of 1,000 µg/L. Only one VOC was detected in each of 14 wells, two VOCs were detected in 1 well, and five VOCs were detected in 1 well.

One or more pesticides were detected in 58 of the 174 wells (33 percent). Deethylatrazine, the most frequently detected pesticide with detections in 38 wells (22 percent), had a maximum concentration of 1.7 µg/L. Atrazine was detected in 27 wells (16 percent) with a maximum concentration of 1.5 µg/L; prometon was detected in 22 wells (13 percent) with a maximum concentration of 0.12 µg/L. Thirteen other pesticides also were detected at frequencies ranging from 5.2 to 0.6 percent. The most pesticides detected in any well was six. Two or more pesticides were detected in 38 wells, and five or more pesticides were detected in 5 wells.

Nitrate nitrogen (highest concentration 23 mg/L) exceeded the MCL of 10 mg/L in 14 of the 174 wells (8 percent). Nitrate was the only constituent in the study to exceed the MCL. Tritium was analyzed for in 168 wells and was less than the method detection limit in 58 wells. Pesticides were detected in 9 of the 58 wells (16 percent); in contrast, of the 110 wells in which tritium was detected, 47 wells (43 percent) also had detections of pesticides.

REFERENCES CITED

- Connor, B.F., Rose, D.L., Noriega, M.C., Murtagh, L.K., and Abney, S.R., 1998, Methods of analysis by the U.S. Geological Survey National Water Quality Laboratory—Determination of 86 volatile organic compounds in water by gas chromatography/mass spectrometry, including detections less than reporting limits: U.S. Geological Survey Open-File Report 97-829, 78 p.
- Fishman, M.J., 1993, Methods of analysis by the U.S. Geological Survey National Water Quality Laboratory—Determination of inorganic and organic constituents in water and fluvial sediments: U.S. Geological Survey Open-File Report 93-125, 217 p.
- Grady, S.J., and Casey, G.D., 2000, Occurrence and distribution of methyl *tert*-butyl ether and other volatile organic compounds in drinking water in the northeast and mid-Atlantic regions of the United States, 1993-98: U.S. Geological Survey Water-Resources Investigations Report 00-4228, 123 p.
- Helsel, D.R., and Hirsch, R.M., 1992, Studies in environmental science 49—Statistical methods in water resources: Amsterdam, Elsevier, 529 p.
- Koterba, M.T., 1998, Ground-water data-collection protocols and procedures for the National Water-Quality Assessment Program—Collection, documentation, and compilation of required site, well, subsurface, and landscape data for wells: U.S. Geological Survey Open-File Report 98-4107, 91 p.
- Koterba, M.T., Wilde, F.D., and Lapham, W.W., 1995, Ground-water data-collection protocols and procedures for the National Water-Quality Assessment Program—Collection and documentation of water-quality samples and related data: U.S. Geological Survey Open-File Report 95-399, 113 p.
- Schlosser, P., Stute, M., Dörr, H., Sonntag, C., and Münnich, K.O., 1988, Tritium/³He dating of shallow groundwater: Earth and Planetary Science Letters, v. 89, p. 353-362.
- Shelton, L.R., 1994, Field guide for collecting and processing stream-water samples for the National Water-Quality Assessment Program: U.S. Geological Survey Open-File Report 94-455, 50 p.
- _____, 1997, Field guide for collecting samples for analysis of volatile organic compounds in stream water for the National Water-Quality Assessment Program: U.S. Geological Survey Open-File Report 97-401, 14 p.
- Thatcher, L.L., Janzer, V.J., and Edwards, K.W., 1977, Methods for determination of radioactive substances in water and fluvial sediments: U.S. Geological Survey Techniques of Water-Resources Investigations, book 5, chap. A5, 95 p.
- U.S. Environmental Protection Agency, 1996, Drinking water regulations and health advisories: U.S. Environmental Protection Agency, Office of Water, EPA 822-B-96-002, 16 p.
- _____, 1997, Drinking-water advisory—Consumer acceptability advice and health effects analysis on methyl *tertiary*-butyl ether (MTBE): U.S. Environmental Protection Agency, Office of Water, EPA 822-F-97-008.
- U.S. Geological Survey, 2001, Selected findings and current perspectives on urban and agricultural water quality by the National Water Quality Assessment Program: U.S. Geological Survey Fact Sheet FS-047-01, 2 p.
- Werner, S.L., Burkhardt, M.R., and DeRusseau, S.N., 1996, Methods of analysis by the U.S. Geological Survey National Water Quality Laboratory—Determination of pesticides in water by Carbopak-B solid-phase extraction and high-performance liquid chromatography: U.S. Geological Survey Open-File Report 96-216, 42 p.
- Zaugg, S.D., Sandstrom, M.W., Smith, S.G., and Fehlberg, K.M., 1995, Methods of analysis by the U.S. Geological Survey National Water Quality Laboratory—Determination of pesticides in water by C-18 solid-phase extraction and capillary-column gas chromatography/mass spectrometry with selected ion monitoring: U.S. Geological Survey Open-File Report 95-181, 49 p.

Table 1. Concentrations of volatile organic compounds in public water-supply reservoirs sampled in Texas, June–July 1999—Continued

Site name	Site identifier	Station number	Date	MTBE (µg/L)	Benzene (µg/L)	Toluene (µg/L)	Ethylbenzene (µg/L)	Total xylene (µg/L)	<i>o</i> -Xylene (µg/L)	<i>m</i> - and <i>p</i> -Xylene (µg/L)
Lake Murvaul	PS	320200094252501	07–15–99	E0.15	<0.2	<0.2	<0.2	<0.2	<0.2	<0.2
Lake Ray Hubbard	PS	324929096305601	07–09–99	.75	<.2	<.2	<.2	<.2	<.2	<.2
Lake Stamford	PS	330414099340201	07–20–99	<.4	<.4	<.4	<.4	<.4	<.4	<.4
Lake Sweetwater	PS	322609100181901	07–14–99	.35	<.2	<.2	<.2	<.2	<.2	<.2
Lake Tawakoni	PS	325024095563701	07–28–99	.50	.25	.91	.19	.97	.28	.69
Lake Texana	CC	285816096320201	07–20–99	E.13	<.2	<.2	<.2	<.2	<.2	<.2
Lake Travis	PS	302429097541401	06–28–99	1.2	<.2	.28	<.2	E.12	<.2	E.12
Lake Travis	PS	302429097541401	07–06–99	2.3	.34	.80	<.2	E.11	<.2	E.11
Lake Tyler	PS	321246095101701	07–16–99	<.2	<.2	<.2	<.2	<.2	<.2	<.2
Lake Waco	AC	313430097113801	06–30–99	E.15	<.2	<.2	<.2	<.2	<.2	<.2
Lake Waco	AC	313430097113801	07–07–99	.92	.17	.64	.11	.67	.22	.45
Lavon Lake	AC	330203096284901	07–09–99	2.0	<.2	<.2	<.2	<.2	<.2	<.2
Lewisville Lake	AC	330410096583001	07–07–99	1.1	<.2	<.2	<.2	<.2	<.2	<.2
Livingston Reservoir	CC	304144095073001	07–13–99	<.2	<.2	<.2	<.2	<.2	<.2	<.2
McKenzie Reservoir	PS	343257101271001	07–14–99	E.11	<.2	<.2	<.2	<.2	<.2	<.2
Medina Lake	AC	293225098560600	07–06–99	1.3	.75	2.9	.44	2.2	.68	1.5
O.C. Fisher Lake	PS	312909100293901	07–15–99	<.4	<.4	<.4	<.4	<.4	<.4	<.4
O.H. Ivie Reservoir	PS	313130099391001	07–16–99	<.2	<.2	<.2	<.2	<.2	<.2	<.2
Proctor Lake	AC	315814098291201	07–20–99	.86	<.2	<.2	<.2	<.2	<.2	<.2
Richland Chambers Reservoir	Mid-lake	315800096083001	07–08–99	.33	<.2	.33	<.2	E.17	<.2	E.17
Sam Rayburn Reservoir	PS	310404094051101	07–14–99	E.14	<.2	<.2	<.2	<.2	<.2	<.2
Somerville Lake	AC	301908096313101	07–09–99	1.4	<.2	<.2	<.2	<.2	<.2	<.2
Toledo Bend Reservoir	PS	311002093345501	07–14–99	.27	<.2	.40	<.2	.50	<.2	.34
White River Reservoir	PS	332747101052301	07–13–99	.35	<.2	.51	<.2	.34	<.2	.23
White Rock Lake	Mid-lake	324940096433701	07–30–99	1.1	.19	.59	.13	.72	.24	.49
Wright Patman Lake	AC	331838094095901	07–15–99	<.2	<.2	<.2	<.2	<.2	<.2	<.2

Table 2. Concentrations of soluble pesticides in public water-supply reservoirs sampled in Texas, June–July 1999

[µg/L, micrograms per liter; <, less than; E, estimated; --, not analyzed]

Site name	Site identifier	Station number	Date	Acetochlor (µg/L)	Acifluorfen (µg/L)	Alachlor (µg/L)	Aldicarb (µg/L)	Aldicarb sulfone (µg/L)	Aldicarb sulfoxide (µg/L)
Aquila Lake	AC	315358097122601	07–06–99	<0.002	<0.035	0.286	<0.55	<0.1	<0.021
Buffalo Springs Lake	PS	333205101414401	07–12–99	<.002	<.035	<.002	<2.3	<.1	<.021
Cedar Creek Reservoir	PS	295502096440201	07–19–99	<.002	<.035	<.002	<.55	<.1	<.54
Choke Canyon Reservoir	AC	8206890	07–07–99	<.002	<.035	<.002	<.55	<.1	<.021
Donna Reservoir	PS	260912098040601	07–13–99	<.002	<.035	<.002	<1.13	<.14	<.021
E.V. Spence Reservoir	PS	315535100341701	07–15–99	<.002	<.035	<.002	<.55	<.67	<.021
Falcon International Reservoir	BC	263815099111901	07–07–99	<.002	<.035	<.002	<.55	<.1	<.021
Fort Phantom Hill Reservoir	PS	323632099410401	07–14–99	<.002	<.035	<.002	<.55	<.1	<.021
Granger Lake	AC	304132097200801	06–30–99	<.002	<.035	.158	<.55	<.14	<.021
Grapevine Lake	BC	325930097053801	07–26–99	<.002	<.035	<.002	<.55	<.1	<.021
Greenbelt Lake	AC	350000100534701	07–13–99	<.002	<.035	<.002	<.55	<.1	<.4
Hubbard Creek Reservoir	P5	324913098581801	07–15–99	<.002	<.035	<.002	<.55	<.1	<.021
La Feria Reservoir	PS	260822097493401	07–14–99	<.002	<.035	<.002	<2.93	<.1	<.021
Lake Anahuac	PS	294624094411201	07–21–99	<.002	<.035	<.002	<.55	<.1	<.021
Lake Belton	BC	310711097302201	06–30–99	<.002	<.035	<.002	<.55	<.1	<.021
Lake Bonham	PS	333858096083301	07–27–99	<.002	<.035	<.002	<.55	<.1	<.021
Lake Bridgeport	Mid-lake	331312097501801	07–21–99	<.002	<.035	<.002	<.55	<.1	<.021
Lake Brownwood	PS	315026099005301	07–19–99	<.002	<.035	<.002	<.55	<.27	<.19
Lake Houston	BC	295702095091401	07–12–99	<.002	<.035	<.002	<.55	<.1	<.021
Lake J.B. Thomas	PS	323510101085501	07–13–99	<.002	<.035	<.002	<.55	<.1	<.021
Lake Kickapoo	PS	333913098480601	07–19–99	<.002	<.035	<.002	<.55	<.1	<.021
Lake Limestone	BC	312458096205101	07–08–99	<.002	<.035	<.002	<.55	<.1	<.021
Lake Meredith	BC	354113101360101	07–13–99	<.002	<.035	<.002	<.55	<.1	<.021
Lake Mexia	PS	313848096345001	07–07–99	<.002	<.035	<.002	<.55	<.1	<.021

Table 2. Concentrations of soluble pesticides in public water-supply reservoirs sampled in Texas, June–July 1999—Continued

Site name	Site identifier	Station number	Date	Acetochlor (µg/L)	Acifluorfen (µg/L)	Alachlor (µg/L)	Aldicarb (µg/L)	Aldicarb sulfone (µg/L)	Aldicarb sulfoxide (µg/L)
Lake Murvaul	PS	320200094252501	07–15–99	<0.002	<0.035	<0.002	<0.55	<0.1	<0.021
Lake Ray Hubbard	PS	324929096305601	07–09–99	<.002	<.035	<.002	<.55	<.1	<.021
Lake Stamford	PS	330414099340201	07–20–99	<.002	<.035	<.002	<.55	<.1	<.021
Lake Sweetwater	PS	322609100181901	07–14–99	<.002	<.035	<.002	<.55	<.1	<.021
Lake Tawakoni	PS	325024095563701	07–28–99	<.002	<.035	<.002	<.55	<.1	<.021
Lake Texana	CC	285816096320201	07–20–99	<.002	<.035	.030	<.57	<.1	<.021
Lake Travis	PS	302429097541401	06–28–99	<.002	<.035	<.002	<.55	<.1	<.021
Lake Tyler	PS	321246095101701	07–16–99	<.002	<.035	<.002	<.55	<.57	<.021
Lake Waco	AC	313430097113801	06–30–99	<.002	<.035	<.002	<.55	<.1	<.021
Lavon Lake	AC	330203096284901	07–09–99	<.002	<.035	.023	<.55	<.1	<.021
Lewisville Lake	AC	330410096583001	07–07–99	<.002	<.035	.017	<.55	<.1	<.021
Livingston Reservoir	CC	304144095073001	07–13–99	<.002	<.035	<.002	<.55	<.1	<.021
McKenzie Reservoir	PS	343257101271001	07–14–99	<.002	<.035	<.002	<.55	<.1	<.021
Medina Lake	AC	293225098560600	07–06–99	<.002	<.035	<.002	<.55	<.1	<.021
O.C. Fisher Lake	PS	312909100293901	07–15–99	<.002	<.035	<.002	<.55	<.1	<.021
O.H. Ivie Reservoir	PS	313130099391001	07–16–99	<.002	<.035	<.002	<.55	<.3	<.09
Proctor Lake	AC	315814098291201	07–20–99	<.002	<.035	<.002	<.55	<.1	<.69
Richland Chambers Reservoir	Mid-lake	315800096083001	07–08–99	<.002	<.035	<.002	<.55	<.1	<.021
Sam Rayburn Reservoir	PS	310404094051101	07–14–99	<.002	<.035	<.002	<.55	<.1	<.021
Somerville Lake	AC	301908096313101	07–09–99	<.002	<.035	<.002	<.55	<.1	<.021
Toledo Bend Reservoir	PS	311002093345501	07–14–99	<.002	<.035	<.002	<.55	<.1	<.021
White River Reservoir	PS	332747101052301	07–13–99	<.002	<.035	<.002	<.55	<.1	<.021
White Rock Lake	Mid-lake	324940096433701	07–30–99	<.002	<.09	<.002	<.21	<.1	<.021
Wright Patman Lake	AC	331838094095901	07–15–99	<.002	<.035	<.002	<.55	<.1	<.021

Table 2. Concentrations of soluble pesticides in public water-supply reservoirs sampled in Texas, June–July 1999—Continued

Site name	Site identifier	Station number	Date	<i>alpha</i> -BHC (µg/L)	Atrazine (µg/L)	Azinphos-methyl (µg/L)	Benfluralin (µg/L)	Bentazon (µg/L)	Bromacil (µg/L)
Aquilla Lake	AC	315358097122601	07–06–99	<0.002	1.32	<0.001	<0.002	<0.014	<0.035
Buffalo Springs Lake	PS	333205101414401	07–12–99	<.002	.263	<.001	<.002	<.014	<.53
Cedar Creek Reservoir	PS	295502096440201	07–19–99	<.002	.053	<.001	<.002	<.014	<.12
Choke Canyon Reservoir	AC	8206890	07–07–99	<.002	.048	<.001	<.002	<.014	<.035
Donna Reservoir	PS	260912098040601	07–13–99	<.002	.012	E.033	<.002	<.014	<.035
E.V. Spence Reservoir	PS	315535100341701	07–15–99	<.002	.031	<.001	<.002	<.014	<.035
Falcon International Reservoir	BC	263815099111901	07–07–99	<.002	.009	<.001	<.002	<.014	<.035
Fort Phantom Hill Reservoir	PS	323632099410401	07–14–99	<.002	.060	<.001	<.002	<.014	<.46
Granger Lake	AC	304132097200801	06–30–99	<.002	1.40	<.001	<.002	<.014	<.035
Grapevine Lake	BC	325930097053801	07–26–99	<.002	.284	<.001	<.002	<.014	<1.3
Greenbelt Lake	AC	350000100534701	07–13–99	<.002	.040	<.001	<.002	<.014	<.035
Hubbard Creek Reservoir	P5	324913098581801	07–15–99	<.002	.012	<.001	<.002	<.014	<.035
La Feria Reservoir	PS	260822097493401	07–14–99	<.002	.010	E.012	<.002	<.014	<.21
Lake Anahuac	PS	294624094411201	07–21–99	<.002	.649	<.001	<.002	<.014	<.05
Lake Belton	BC	310711097302201	06–30–99	<.002	.333	<.001	<.002	<.014	<.12
Lake Bonham	PS	333858096083301	07–27–99	<.002	.064	<.001	<.002	<.014	<.15
Lake Bridgeport	Mid-lake	331312097501801	07–21–99	<.002	.015	<.001	<.002	<.014	<.035
Lake Brownwood	PS	315026099005301	07–19–99	<.002	.014	<.001	<.002	<.014	<.035
Lake Houston	BC	295702095091401	07–12–99	<.002	.270	<.001	<.002	<.014	<.035
Lake J.B. Thomas	PS	323510101085501	07–13–99	<.002	.013	<.001	<.002	<.014	<.13
Lake Kickapoo	PS	333913098480601	07–19–99	<.002	.020	<.001	<.002	<.014	<.035
Lake Limestone	BC	312458096205101	07–08–99	<.002	.068	<.001	<.002	<.014	<.035
Lake Meredith	BC	354113101360101	07–13–99	<.002	.117	<.001	<.002	<.014	<.1
Lake Mexia	PS	313848096345001	07–07–99	<.002	.674	<.001	<.002	<.014	<.035

Table 2. Concentrations of soluble pesticides in public water-supply reservoirs sampled in Texas, June–July 1999—Continued

Site name	Site identifier	Station number	Date	<i>alpha</i> -BHC (µg/L)	Atrazine (µg/L)	Azinphos-methyl (µg/L)	Benfluralin (µg/L)	Bentazon (µg/L)	Bromacil (µg/L)
Lake Murvaul	PS	320200094252501	07–15–99	<0.002	<0.01	<0.001	<0.002	<0.014	<0.035
Lake Ray Hubbard	PS	324929096305601	07–09–99	<.002	.617	<.001	<.002	<.014	<2.1
Lake Stamford	PS	330414099340201	07–20–99	<.002	.014	<.001	<.002	<.014	<.14
Lake Sweetwater	PS	322609100181901	07–14–99	<.002	<.01	<.001	<.002	<.014	<.035
Lake Tawakoni	PS	325024095563701	07–28–99	<.002	.556	<.001	<.002	<.014	<.15
Lake Texana	CC	285816096320201	07–20–99	<.002	.103	E.014	<.002	<.014	<.39
Lake Travis	PS	302429097541401	06–28–99	<.002	.011	<.001	<.002	<.014	<.035
Lake Tyler	PS	321246095101701	07–16–99	<.002	.037	<.001	<.002	<.014	<.1
Lake Waco	AC	313430097113801	06–30–99	<.002	.228	<.001	<.002	<.014	<.035
Lavon Lake	AC	330203096284901	07–09–99	<.002	.610	<.001	<.002	<.014	<.33
Lewisville Lake	AC	330410096583001	07–07–99	<.002	.697	<.001	<.002	<.014	<.035
Livingston Reservoir	CC	304144095073001	07–13–99	<.002	.356	<.001	<.002	<.014	<.51
McKenzie Reservoir	PS	343257101271001	07–14–99	<.002	.221	<.001	<.002	<.014	<.1
Medina Lake	AC	293225098560600	07–06–99	<.002	.008	<.001	<.002	<.014	<.035
O.C. Fisher Lake	PS	312909100293901	07–15–99	<.002	.055	<.001	<.002	<.014	<.035
O.H. Ivie Reservoir	PS	313130099391001	07–16–99	<.002	.039	<.001	<.002	<.014	<.035
Proctor Lake	AC	315814098291201	07–20–99	<.002	.031	<.001	<.002	<.014	<.08
Richland Chambers Reservoir	Mid-lake	315800096083001	07–08–99	<.002	.596	<.001	<.002	<.014	<.035
Sam Rayburn Reservoir	PS	310404094051101	07–14–99	<.002	.006	<.001	<.002	<.014	<.035
Somerville Lake	AC	301908096313101	07–09–99	<.002	.028	<.001	<.002	<.014	<.035
Toledo Bend Reservoir	PS	311002093345501	07–14–99	<.002	.026	<.001	<.002	<.014	<.035
White River Reservoir	PS	332747101052301	07–13–99	<.002	.445	<.001	<.002	<.014	<.1
White Rock Lake	Mid-lake	324940096433701	07–30–99	<.002	.196	<.001	<.002	<.035	<.06
Wright Patman Lake	AC	331838094095901	07–15–99	<.002	.725	<.001	<.002	<.014	<.08

Table 2. Concentrations of soluble pesticides in public water-supply reservoirs sampled in Texas, June–July 1999—Continued

Site name	Site identifier	Station number	Date	Bromoxynil (µg/L)	Butylate (µg/L)	Carbaryl (µg/L)	Carbofuran (µg/L)	Chloramben (µg/L)
Aquilla Lake	AC	315358097122601	07–06–99	<0.035	<0.002	<0.008	<0.12	<0.42
Buffalo Springs Lake	PS	333205101414401	07–12–99	<.035	<.002	<.008	<.12	<.42
Cedar Creek Reservoir	PS	295502096440201	07–19–99	<.035	<.002	<.008	<.12	<.42
Choke Canyon Reservoir	AC	8206890	07–07–99	<.035	<.002	<.008	<.12	<.42
Donna Reservoir	PS	260912098040601	07–13–99	<.035	<.002	<.008	<.12	<.42
E.V. Spence Reservoir	PS	315535100341701	07–15–99	<.035	<.002	<.008	<.12	<.42
Falcon International Reservoir	BC	263815099111901	07–07–99	<.035	<.002	<.008	<.12	<.42
Fort Phantom Hill Reservoir	PS	323632099410401	07–14–99	<.035	<.002	<.008	<.12	<.42
Granger Lake	AC	304132097200801	06–30–99	<.035	<.002	<.008	<.12	<.42
Grapevine Lake	BC	325930097053801	07–26–99	<.035	<.002	<.008	<.12	<.42
Greenbelt Lake	AC	350000100534701	07–13–99	<.035	<.002	<.008	<.12	<.42
Hubbard Creek Reservoir	P5	324913098581801	07–15–99	<.035	<.002	<.008	<.12	<.42
La Feria Reservoir	PS	260822097493401	07–14–99	<.035	<.002	<.008	<.12	<.42
Lake Anahuac	PS	294624094411201	07–21–99	<.035	<.002	<.008	<.12	<.42
Lake Belton	BC	310711097302201	06–30–99	<.035	<.002	<.008	<.12	<.42
Lake Bonham	PS	333858096083301	07–27–99	<.035	<.002	<.008	<.12	--
Lake Bridgeport	Mid-lake	331312097501801	07–21–99	<.035	<.002	<.008	<.12	<.42
Lake Brownwood	PS	315026099005301	07–19–99	<.035	<.002	<.008	<.12	<.42
Lake Houston	BC	295702095091401	07–12–99	<.035	<.002	<.008	<.12	<.42
Lake J.B. Thomas	PS	323510101085501	07–13–99	<.035	<.002	<.008	<.12	<.42
Lake Kickapoo	PS	333913098480601	07–19–99	<.035	<.002	<.008	<.12	<.42
Lake Limestone	BC	312458096205101	07–08–99	<.035	<.002	<.008	<.12	<.42
Lake Meredith	BC	354113101360101	07–13–99	<.035	<.002	<.008	<.12	<.42
Lake Mexia	PS	313848096345001	07–07–99	<.035	<.002	<.008	<.12	<.42

Table 2. Concentrations of soluble pesticides in public water-supply reservoirs sampled in Texas, June–July 1999—Continued

Site name	Site identifier	Station number	Date	Bromoxynil (µg/L)	Butylate (µg/L)	Carbaryl (µg/L)	Carbofuran (µg/L)	Chloramben (µg/L)
Lake Murvaul	PS	320200094252501	07–15–99	<0.035	<0.002	<0.008	<0.12	<0.42
Lake Ray Hubbard	PS	324929096305601	07–09–99	<.035	<.002	<.008	<.12	--
Lake Stamford	PS	330414099340201	07–20–99	<.035	<.002	<.008	<.12	<.42
Lake Sweetwater	PS	322609100181901	07–14–99	<.035	<.002	<.008	<.12	<.42
Lake Tawakoni	PS	325024095563701	07–28–99	<.035	<.002	<.008	<.12	--
Lake Texana	CC	285816096320201	07–20–99	<.035	<.002	<.008	<.12	<.42
Lake Travis	PS	302429097541401	06–28–99	<.035	<.002	<.008	<.12	<.42
Lake Tyler	PS	321246095101701	07–16–99	<.035	<.002	<.008	<.12	<.42
Lake Waco	AC	313430097113801	06–30–99	<.035	<.002	<.008	<.12	<.42
Lavon Lake	AC	330203096284901	07–09–99	<.035	<.002	<.008	<.12	<.42
Lewisville Lake	AC	330410096583001	07–07–99	<.035	<.002	<.008	<.12	<.42
Livingston Reservoir	CC	304144095073001	07–13–99	<.035	<.002	<.008	<.12	<.42
McKenzie Reservoir	PS	343257101271001	07–14–99	<.035	<.002	<.008	<.12	<.42
Medina Lake	AC	293225098560600	07–06–99	<.035	<.002	<.008	<.12	<.42
O.C. Fisher Lake	PS	312909100293901	07–15–99	<.035	<.002	<.008	<.12	<.42
O.H. Ivie Reservoir	PS	313130099391001	07–16–99	<.035	<.002	<.008	<.12	<.42
Proctor Lake	AC	315814098291201	07–20–99	<.035	<.002	<.008	<.12	<.42
Richland Chambers Reservoir	Mid-lake	315800096083001	07–08–99	<.035	<.002	<.008	<.12	<.42
Sam Rayburn Reservoir	PS	310404094051101	07–14–99	<.035	<.002	<.008	<.12	<.42
Somerville Lake	AC	301908096313101	07–09–99	<.035	<.002	<.008	<.12	<.42
Toledo Bend Reservoir	PS	311002093345501	07–14–99	<.035	<.002	<.008	<.12	<.42
White River Reservoir	PS	332747101052301	07–13–99	<.035	<.002	<.008	<.12	<.42
White Rock Lake	Mid-lake	324940096433701	07–30–99	<.04	<.002	<.07	<.29	<.14
Wright Patman Lake	AC	331838094095901	07–15–99	<.035	<.002	<.008	<.12	<.42

Table 2. Concentrations of soluble pesticides in public water-supply reservoirs sampled in Texas, June–July 1999—Continued

Site name	Site identifier	Station number	Date	Chlorothalonil (µg/L)	Chlorpyrifos (µg/L)	Clopyralid (µg/L)	Cyanazine (µg/L)
Aquila Lake	AC	315358097122601	07–06–99	<0.48	<0.004	<0.23	<0.004
Buffalo Springs Lake	PS	333205101414401	07–12–99	<.48	<.004	<.23	<.004
Cedar Creek Reservoir	PS	295502096440201	07–19–99	<.48	<.004	<.23	<.004
Choke Canyon Reservoir	AC	8206890	07–07–99	<.48	E.003	<.23	<.004
Donna Reservoir	PS	260912098040601	07–13–99	<.48	<.004	<.23	<.004
E.V. Spence Reservoir	PS	315535100341701	07–15–99	<.48	<.004	<.23	<.004
Falcon International Reservoir	BC	263815099111901	07–07–99	<.48	<.004	<.23	<.004
Fort Phantom Hill Reservoir	PS	323632099410401	07–14–99	<.48	<.004	<.23	<.004
Granger Lake	AC	304132097200801	06–30–99	<.48	<.004	<.23	<.004
Grapevine Lake	BC	325930097053801	07–26–99	<.48	<.004	<.23	<.004
Greenbelt Lake	AC	350000100534701	07–13–99	<.48	<.004	<.23	<.004
Hubbard Creek Reservoir	P5	324913098581801	07–15–99	<.48	<.004	<.23	<.004
La Feria Reservoir	PS	260822097493401	07–14–99	<.48	<.004	<.23	<.004
Lake Anahuac	PS	294624094411201	07–21–99	<.48	<.004	<.23	<.004
Lake Belton	BC	310711097302201	06–30–99	<.48	<.004	<.23	<.004
Lake Bonham	PS	333858096083301	07–27–99	<.48	<.004	<.23	<.004
Lake Bridgeport	Mid-lake	331312097501801	07–21–99	<.48	<.004	<.23	<.004
Lake Brownwood	PS	315026099005301	07–19–99	<.48	<.004	<.23	<.004
Lake Houston	BC	295702095091401	07–12–99	<.48	<.004	<.23	<.004
Lake J.B. Thomas	PS	323510101085501	07–13–99	<.48	<.004	<.23	<.004
Lake Kickapoo	PS	333913098480601	07–19–99	<.48	<.004	<.23	<.004
Lake Limestone	BC	312458096205101	07–08–99	<.48	<.004	<.23	<.004
Lake Meredith	BC	354113101360101	07–13–99	<.48	<.004	<.23	<.004
Lake Mexia	PS	313848096345001	07–07–99	<.48	<.004	<.23	<.004

Table 2. Concentrations of soluble pesticides in public water-supply reservoirs sampled in Texas, June–July 1999—Continued

Site name	Site identifier	Station number	Date	Chlorothalonil (µg/L)	Chlorpyrifos (µg/L)	Clopyralid (µg/L)	Cyanazine (µg/L)
Lake Murvaul	PS	320200094252501	07–15–99	<0.48	<0.004	<0.23	<0.004
Lake Ray Hubbard	PS	324929096305601	07–09–99	<.48	<.004	<.23	<.004
Lake Stamford	PS	330414099340201	07–20–99	<.48	<.004	<.23	<.004
Lake Sweetwater	PS	322609100181901	07–14–99	<.48	<.004	<.23	<.004
Lake Tawakoni	PS	325024095563701	07–28–99	<.48	<.004	<.23	<.004
Lake Texana	CC	285816096320201	07–20–99	<.48	<.004	<.23	<.004
Lake Travis	PS	302429097541401	06–28–99	<.48	<.004	<.23	<.004
Lake Tyler	PS	321246095101701	07–16–99	<.48	<.004	<.23	<.004
Lake Waco	AC	313430097113801	06–30–99	<.48	<.004	<.23	<.004
Lavon Lake	AC	330203096284901	07–09–99	<.48	<.004	<.23	<.004
Lewisville Lake	AC	330410096583001	07–07–99	<.48	<.004	<.23	<.004
Livingston Reservoir	CC	304144095073001	07–13–99	<.48	<.004	<.23	<.004
McKenzie Reservoir	PS	343257101271001	07–14–99	<.48	<.004	<.23	<.004
Medina Lake	AC	293225098560600	07–06–99	<.48	<.004	<.23	<.004
O.C. Fisher Lake	PS	312909100293901	07–15–99	<.48	<.004	<.23	<.004
O.H. Ivie Reservoir	PS	313130099391001	07–16–99	<.48	<.004	<.23	<.004
Proctor Lake	AC	315814098291201	07–20–99	<.48	E.004	<.23	<.004
Richland Chambers Reservoir	Mid-lake	315800096083001	07–08–99	<.48	<.004	<.23	<.004
Sam Rayburn Reservoir	PS	310404094051101	07–14–99	<.48	E.004	<.23	<.004
Somerville Lake	AC	301908096313101	07–09–99	<.48	<.004	<.23	<.004
Toledo Bend Reservoir	PS	311002093345501	07–14–99	<.48	<.004	<.23	<.004
White River Reservoir	PS	332747101052301	07–13–99	<.48	<.004	<.23	<.004
White Rock Lake	Mid-lake	324940096433701	07–30–99	<.48	<.004	<.23	<.004
Wright Patman Lake	AC	331838094095901	07–15–99	<.48	<.004	<.23	<.004

Table 2. Concentrations of soluble pesticides in public water-supply reservoirs sampled in Texas, June–July 1999—Continued

Site name	Site identifier	Station number	Date	Dacthal mono-acid (µg/L)	2,4-D (µg/L)	2,4-DB (µg/L)	DCPA (µg/L)	Deethyl-atrazine (µg/L)	Diazinon (µg/L)
Aquilla Lake	AC	315358097122601	07–06–99	<0.017	<0.15	<0.24	<0.002	E0.311	<0.002
Buffalo Springs Lake	PS	333205101414401	07–12–99	<.017	.25	<.24	<.002	E.039	.043
Cedar Creek Reservoir	PS	295502096440201	07–19–99	<.017	<.15	<.24	<.002	E.025	<.002
Choke Canyon Reservoir	AC	8206890	07–07–99	<.017	<.15	<.24	<.002	E.015	<.002
Donna Reservoir	PS	260912098040601	07–13–99	<.017	<.15	<.24	<.002	E.003	<.002
E.V. Spence Reservoir	PS	315535100341701	07–15–99	<.017	<.15	<.24	<.002	E.010	<.002
Falcon International Reservoir	BC	263815099111901	07–07–99	<.017	<.15	<.24	<.002	<.002	<.002
Fort Phantom Hill Reservoir	PS	323632099410401	07–14–99	<.017	<.15	<.24	<.002	E.016	<.002
Granger Lake	AC	304132097200801	06–30–99	<.017	.12	<.24	<.002	E.194	.007
Grapevine Lake	BC	325930097053801	07–26–99	<.017	<.15	<.24	<.002	E.055	.010
Greenbelt Lake	AC	350000100534701	07–13–99	<.017	<.15	<.24	<.002	E.016	<.002
Hubbard Creek Reservoir	P5	324913098581801	07–15–99	<.017	<.15	<.24	<.002	E.006	<.002
La Feria Reservoir	PS	260822097493401	07–14–99	<.017	<.15	<.24	<.002	E.004	<.002
Lake Anahuac	PS	294624094411201	07–21–99	<.017	<.15	<.24	<.002	E.089	<.002
Lake Belton	BC	310711097302201	06–30–99	<.017	<.15	<.24	<.002	E.036	<.002
Lake Bonham	PS	333858096083301	07–27–99	<.017	<.15	<.24	<.002	E.019	<.002
Lake Bridgeport	Mid-lake	331312097501801	07–21–99	<.017	<.15	<.24	<.002	E.008	<.002
Lake Brownwood	PS	315026099005301	07–19–99	<.017	<.15	<.24	<.002	E.007	<.002
Lake Houston	BC	295702095091401	07–12–99	<.017	<.15	<.24	<.002	E.027	.036
Lake J.B. Thomas	PS	323510101085501	07–13–99	<.017	<.15	<.24	<.002	<.002	<.002
Lake Kickapoo	PS	333913098480601	07–19–99	<.017	<.15	<.24	<.002	E.009	<.002
Lake Limestone	BC	312458096205101	07–08–99	<.017	<.15	<.24	<.002	E.011	.004
Lake Meredith	BC	354113101360101	07–13–99	<.017	<.15	<.24	<.002	E.034	<.002
Lake Mexia	PS	313848096345001	07–07–99	<.017	<.15	<.24	<.002	E.095	<.002

Table 2. Concentrations of soluble pesticides in public water-supply reservoirs sampled in Texas, June–July 1999—Continued

Site name	Site identifier	Station number	Date	Dacthal mono-acid (µg/L)	2,4-D (µg/L)	2,4-DB (µg/L)	DCPA (µg/L)	Deethyl-atrazine (µg/L)	Diazinon (µg/L)
Lake Murvaul	PS	320200094252501	07–15–99	<0.017	<0.15	<0.24	<0.002	<0.002	<0.002
Lake Ray Hubbard	PS	324929096305601	07–09–99	<.017	<.15	<.24	<.002	E.195	.043
Lake Stamford	PS	330414099340201	07–20–99	<.017	<.15	<.24	<.002	E.009	<.002
Lake Sweetwater	PS	322609100181901	07–14–99	<.017	<.15	<.24	<.002	<.002	<.002
Lake Tawakoni	PS	325024095563701	07–28–99	<.017	<.15	<.24	<.002	E.086	<.002
Lake Texana	CC	285816096320201	07–20–99	<.017	<.15	<.24	<.002	E.023	<.002
Lake Travis	PS	302429097541401	06–28–99	<.017	<.15	<.24	E.001	E.003	<.002
Lake Tyler	PS	321246095101701	07–16–99	<.017	<.15	<.24	<.002	E.006	.014
Lake Waco	AC	313430097113801	06–30–99	<.017	<.15	<.24	<.002	E.060	<.002
Lavon Lake	AC	330203096284901	07–09–99	<.017	<.15	<.24	<.002	E.159	.006
Lewisville Lake	AC	330410096583001	07–07–99	<.017	<.15	<.24	<.002	E.120	.012
Livingston Reservoir	CC	304144095073001	07–13–99	<.017	<.15	<.24	<.002	E.062	.011
McKenzie Reservoir	PS	343257101271001	07–14–99	<.017	<.15	<.24	<.002	E.170	<.002
Medina Lake	AC	293225098560600	07–06–99	<.017	<.15	<.24	<.002	E.001	<.002
O.C. Fisher Lake	PS	312909100293901	07–15–99	<.017	<.15	<.24	<.002	E.021	<.002
O.H. Ivie Reservoir	PS	313130099391001	07–16–99	<.017	<.15	<.24	<.002	E.027	<.002
Proctor Lake	AC	315814098291201	07–20–99	<.017	<.15	<.24	<.002	E.009	<.002
Richland Chambers Reservoir	Mid-lake	315800096083001	07–08–99	<.017	<.15	<.24	<.002	E.149	.018
Sam Rayburn Reservoir	PS	310404094051101	07–14–99	<.017	<.15	<.24	<.002	<.002	<.002
Somerville Lake	AC	301908096313101	07–09–99	<.017	<.15	<.24	<.002	E.007	<.002
Toledo Bend Reservoir	PS	311002093345501	07–14–99	<.017	<.15	<.24	<.002	E.009	<.002
White River Reservoir	PS	332747101052301	07–13–99	<.017	<.15	<.24	<.002	E.064	<.002
White Rock Lake	Mid-lake	324940096433701	07–30–99	<.039	<.11	<.1	<.002	E.047	.065
Wright Patman Lake	AC	331838094095901	07–15–99	<.017	<.15	<.24	<.002	E.100	<.002

Table 2. Concentrations of soluble pesticides in public water-supply reservoirs sampled in Texas, June–July 1999—Continued

Site name	Site identifier	Station number	Date	Dicamba (µg/L)	Dichlobenil (µg/L)	Dichloroprop (µg/L)	Dieldrin (µg/L)	2, 6-Diethyl-aniline (µg/L)
Aquilla Lake	AC	315358097122601	07–06–99	<0.035	<1.2	<0.032	<0.001	<0.003
Buffalo Springs Lake	PS	333205101414401	07–12–99	<.035	<1.2	<.032	<.001	<.003
Cedar Creek Reservoir	PS	295502096440201	07–19–99	<.035	<1.2	<.032	<.001	<.003
Choke Canyon Reservoir	AC	8206890	07–07–99	<.035	<1.2	<.032	<.001	<.003
Donna Reservoir	PS	260912098040601	07–13–99	<.035	<1.2	<.032	<.001	<.003
E.V. Spence Reservoir	PS	315535100341701	07–15–99	<.035	<1.2	<.032	<.001	<.003
Falcon International Reservoir	BC	263815099111901	07–07–99	<.035	<1.2	<.032	<.001	<.003
Fort Phantom Hill Reservoir	PS	323632099410401	07–14–99	<.035	<1.2	<.032	<.001	<.003
Granger Lake	AC	304132097200801	06–30–99	<.035	<1.2	<.032	<.001	<.003
Grapevine Lake	BC	325930097053801	07–26–99	<.035	<1.2	<.032	<.001	<.003
Greenbelt Lake	AC	350000100534701	07–13–99	<.035	<1.2	<.032	<.001	<.003
Hubbard Creek Reservoir	P5	324913098581801	07–15–99	<.035	<1.2	<.032	<.001	<.003
La Feria Reservoir	PS	260822097493401	07–14–99	<.035	<1.2	<.032	.007	<.003
Lake Anahuac	PS	294624094411201	07–21–99	<.035	<1.2	<.032	<.001	<.003
Lake Belton	BC	310711097302201	06–30–99	<.035	<1.2	<.032	<.001	<.003
Lake Bonham	PS	333858096083301	07–27–99	<.035	<1.2	<.032	<.001	<.003
Lake Bridgeport	Mid-lake	331312097501801	07–21–99	<.035	<1.2	<.032	<.001	<.003
Lake Brownwood	PS	315026099005301	07–19–99	<.035	<1.2	<.032	<.001	<.003
Lake Houston	BC	295702095091401	07–12–99	<.035	<1.2	<.032	<.001	<.003
Lake J.B. Thomas	PS	323510101085501	07–13–99	<.11	<1.2	<.032	<.001	<.003
Lake Kickapoo	PS	333913098480601	07–19–99	<.035	<1.2	<.032	<.001	<.003
Lake Limestone	BC	312458096205101	07–08–99	<.035	<1.2	<.032	<.001	<.003
Lake Meredith	BC	354113101360101	07–13–99	<.035	<1.2	<.032	<.001	<.003
Lake Mexia	PS	313848096345001	07–07–99	<.035	<1.2	<.032	<.001	<.003

Table 2. Concentrations of soluble pesticides in public water-supply reservoirs sampled in Texas, June–July 1999—Continued

Site name	Site identifier	Station number	Date	Dicamba (µg/L)	Dichlobenil (µg/L)	Dichloroprop (µg/L)	Dieldrin (µg/L)	2, 6-Diethyl-aniline (µg/L)
Lake Murvaul	PS	320200094252501	07–15–99	<0.035	<1.2	<0.032	<0.001	<0.003
Lake Ray Hubbard	PS	324929096305601	07–09–99	<.035	<1.2	<.032	<.001	<.003
Lake Stamford	PS	330414099340201	07–20–99	<.035	<1.2	<.032	<.001	<.003
Lake Sweetwater	PS	322609100181901	07–14–99	<.035	<1.2	<.032	<.001	<.003
Lake Tawakoni	PS	325024095563701	07–28–99	<.035	<1.2	<.032	<.001	<.003
Lake Texana	CC	285816096320201	07–20–99	<.035	<1.2	<.11	<.001	<.003
Lake Travis	PS	302429097541401	06–28–99	<.035	<1.2	<.032	<.001	<.003
Lake Tyler	PS	321246095101701	07–16–99	<.11	<1.2	<.032	<.001	<.003
Lake Waco	AC	313430097113801	06–30–99	<.035	<1.2	<.032	<.001	<.003
Lavon Lake	AC	330203096284901	07–09–99	<.035	<1.2	<.032	<.001	<.003
Lewisville Lake	AC	330410096583001	07–07–99	<.035	<1.2	<.032	<.001	<.003
Livingston Reservoir	CC	304144095073001	07–13–99	<.035	<1.2	<.032	<.001	<.003
McKenzie Reservoir	PS	343257101271001	07–14–99	<.035	<1.2	<.032	<.001	<.003
Medina Lake	AC	293225098560600	07–06–99	<.035	<1.2	<.032	<.001	<.003
O.C. Fisher Lake	PS	312909100293901	07–15–99	<.035	<1.2	<.032	<.001	<.003
O.H. Ivie Reservoir	PS	313130099391001	07–16–99	<.035	<1.2	<.032	<.001	<.003
Proctor Lake	AC	315814098291201	07–20–99	<.035	<1.2	<.032	<.001	<.003
Richland Chambers Reservoir	Mid-lake	315800096083001	07–08–99	<.035	<1.2	<.032	<.001	<.003
Sam Rayburn Reservoir	PS	310404094051101	07–14–99	<.14	<1.2	<.032	<.001	<.003
Somerville Lake	AC	301908096313101	07–09–99	<.035	<1.2	<.032	<.001	<.003
Toledo Bend Reservoir	PS	311002093345501	07–14–99	<.035	<1.2	<.032	<.001	<.003
White River Reservoir	PS	332747101052301	07–13–99	<.035	<1.2	<.032	<.001	<.003
White Rock Lake	Mid-lake	324940096433701	07–30–99	<.043	<.07	<.032	<.001	<.003
Wright Patman Lake	AC	331838094095901	07–15–99	<.15	<1.2	<.032	<.001	<.003

Table 2. Concentrations of soluble pesticides in public water-supply reservoirs sampled in Texas, June–July 1999—Continued

Site name	Site identifier	Station number	Date	Dinoseb (µg/L)	Disulfoton (µg/L)	Diuron (µg/L)	DNOC (µg/L)	EPTC (µg/L)
Aquilla Lake	AC	315358097122601	07–06–99	<.035	<.017	<.02	<.42	<.002
Buffalo Springs Lake	PS	333205101414401	07–12–99	<.035	<.017	.55	<.42	<.002
Cedar Creek Reservoir	PS	295502096440201	07–19–99	<.035	<.017	<.02	<.42	<.002
Choke Canyon Reservoir	AC	8206890	07–07–99	<.035	<.017	<.02	<.42	<.002
Donna Reservoir	PS	260912098040601	07–13–99	<.035	<.017	<.02	<.42	<.002
E.V. Spence Reservoir	PS	315535100341701	07–15–99	<.035	<.017	.07	<.42	<.002
Falcon International Reservoir	BC	263815099111901	07–07–99	<.035	<.017	<.02	<.42	<.002
Fort Phantom Hill Reservoir	PS	323632099410401	07–14–99	<.035	<.017	.16	<.42	<.002
Granger Lake	AC	304132097200801	06–30–99	<.035	<.017	.03	<.42	<.002
Grapevine Lake	BC	325930097053801	07–26–99	<.035	<.017	.19	<.42	<.002
Greenbelt Lake	AC	350000100534701	07–13–99	<.035	<.017	<.02	<.42	<.002
Hubbard Creek Reservoir	P5	324913098581801	07–15–99	<.035	<.017	<.02	<.42	<.002
La Feria Reservoir	PS	260822097493401	07–14–99	<.035	<.017	<.02	<.42	<.002
Lake Anahuac	PS	294624094411201	07–21–99	<.035	<.017	<.02	<.42	<.002
Lake Belton	BC	310711097302201	06–30–99	<.035	<.017	<.02	<.42	<.002
Lake Bonham	PS	333858096083301	07–27–99	<.035	<.017	.04	<.42	<.002
Lake Bridgeport	Mid-lake	331312097501801	07–21–99	<.035	<.017	E.03	<.42	<.002
Lake Brownwood	PS	315026099005301	07–19–99	<.035	<.017	<.02	<.42	<.002
Lake Houston	BC	295702095091401	07–12–99	<.035	<.017	.06	<.42	<.002
Lake J.B. Thomas	PS	323510101085501	07–13–99	<.035	<.017	<.02	<.42	<.002
Lake Kickapoo	PS	333913098480601	07–19–99	<.035	<.017	<.02	<.42	<.002
Lake Limestone	BC	312458096205101	07–08–99	<.035	<.017	.05	<.42	<.002
Lake Meredith	BC	354113101360101	07–13–99	<.035	<.017	.07	<.42	<.002
Lake Mexia	PS	313848096345001	07–07–99	<.035	<.017	<.02	<.42	<.002

Table 2. Concentrations of soluble pesticides in public water-supply reservoirs sampled in Texas, June–July 1999—Continued

Site name	Site identifier	Station number	Date	Dinoseb (µg/L)	Disulfoton (µg/L)	Diuron (µg/L)	DNOC (µg/L)	EPTC (µg/L)
Lake Murvaul	PS	320200094252501	07–15–99	<0.035	<0.017	<0.02	<0.42	<0.002
Lake Ray Hubbard	PS	324929096305601	07–09–99	<.035	<.017	<.02	<.42	<.002
Lake Stamford	PS	330414099340201	07–20–99	<.035	<.017	.52	<.42	<.002
Lake Sweetwater	PS	322609100181901	07–14–99	<.035	<.017	<.02	<.42	<.002
Lake Tawakoni	PS	325024095563701	07–28–99	<.035	<.017	<.02	<.42	<.002
Lake Texana	CC	285816096320201	07–20–99	<.035	<.017	.04	<.42	<.002
Lake Travis	PS	302429097541401	06–28–99	<.035	<.017	<.02	<.42	<.002
Lake Tyler	PS	321246095101701	07–16–99	<.035	<.017	.05	<.42	<.002
Lake Waco	AC	313430097113801	06–30–99	<.035	<.017	<.02	<.42	<.002
Lavon Lake	AC	330203096284901	07–09–99	<.035	<.017	<.02	<.42	<.002
Lewisville Lake	AC	330410096583001	07–07–99	<.035	<.017	<.02	<.42	<.002
Livingston Reservoir	CC	304144095073001	07–13–99	<.035	<.017	.07	<.42	<.002
McKenzie Reservoir	PS	343257101271001	07–14–99	<.035	<.017	.05	<.42	<.002
Medina Lake	AC	293225098560600	07–06–99	<.035	<.017	<.02	<.42	<.002
O.C. Fisher Lake	PS	312909100293901	07–15–99	<.035	<.017	<.02	<.42	<.002
O.H. Ivie Reservoir	PS	313130099391001	07–16–99	<.035	<.017	<.02	<.42	<.002
Proctor Lake	AC	315814098291201	07–20–99	<.035	<.017	<.02	<.42	<.002
Richland Chambers Reservoir	Mid-lake	315800096083001	07–08–99	<.035	<.017	<.02	<.42	<.002
Sam Rayburn Reservoir	PS	310404094051101	07–14–99	<.035	<.017	<.02	<.42	<.002
Somerville Lake	AC	301908096313101	07–09–99	<.035	<.017	<.02	<.42	<.002
Toledo Bend Reservoir	PS	311002093345501	07–14–99	<.035	<.017	<.02	<.42	<.002
White River Reservoir	PS	332747101052301	07–13–99	<.035	<.017	.76	<.42	<.002
White Rock Lake	Mid-lake	324940096433701	07–30–99	<.06	<.017	E.03	<.42	<.002
Wright Patman Lake	AC	331838094095901	07–15–99	<.035	<.017	<.02	<.42	<.002

Table 2. Concentrations of soluble pesticides in public water-supply reservoirs sampled in Texas, June–July 1999—Continued

Site name	Site identifier	Station number	Date	Ethalfuralin (µg/L)	Ethoprophos (µg/L)	Fenuron (µg/L)	Fonofos (µg/L)	Fluometuron (µg/L)
Aquilla Lake	AC	315358097122601	07–06–99	<0.004	<0.003	<0.013	<0.003	<0.035
Buffalo Springs Lake	PS	333205101414401	07–12–99	<.004	<.003	<.14	<.003	<.035
Cedar Creek Reservoir	PS	295502096440201	07–19–99	<.004	<.003	<.013	<.003	<.035
Choke Canyon Reservoir	AC	8206890	07–07–99	<.004	<.003	<.013	<.003	<.035
Donna Reservoir	PS	260912098040601	07–13–99	<.004	<.003	<.013	<.003	<.035
E.V. Spence Reservoir	PS	315535100341701	07–15–99	<.004	<.003	.08	<.003	<.035
Falcon International Reservoir	BC	263815099111901	07–07–99	<.004	<.003	<.013	<.003	<.035
Fort Phantom Hill Reservoir	PS	323632099410401	07–14–99	<.004	<.003	<.013	<.003	<.035
Granger Lake	AC	304132097200801	06–30–99	<.004	<.003	<.013	<.003	.06
Grapevine Lake	BC	325930097053801	07–26–99	<.004	<.003	<.013	<.003	<.035
Greenbelt Lake	AC	350000100534701	07–13–99	<.004	<.003	<.013	<.003	<.035
Hubbard Creek Reservoir	P5	324913098581801	07–15–99	<.004	<.003	<.013	<.003	<.035
La Feria Reservoir	PS	260822097493401	07–14–99	<.004	<.003	<.013	<.003	<.035
Lake Anahuac	PS	294624094411201	07–21–99	<.004	<.003	<.013	<.003	<.035
Lake Belton	BC	310711097302201	06–30–99	<.004	<.003	<.013	<.003	<.035
Lake Bonham	PS	333858096083301	07–27–99	<.004	<.003	<.013	<.003	<.035
Lake Bridgeport	Mid-lake	331312097501801	07–21–99	<.004	<.003	<.013	<.003	<.035
Lake Brownwood	PS	315026099005301	07–19–99	<.004	<.003	<.013	<.003	<.035
Lake Houston	BC	295702095091401	07–12–99	<.004	<.003	<.013	<.003	<.035
Lake J.B. Thomas	PS	323510101085501	07–13–99	<.004	<.003	<.013	<.003	<.52
Lake Kickapoo	PS	333913098480601	07–19–99	<.004	<.003	<.04	<.003	<.035
Lake Limestone	BC	312458096205101	07–08–99	<.004	<.003	<.013	<.003	<.035
Lake Meredith	BC	354113101360101	07–13–99	<.004	<.003	<.013	<.003	<.035
Lake Mexia	PS	313848096345001	07–07–99	<.004	<.003	<.013	<.003	<.035

Table 2. Concentrations of soluble pesticides in public water-supply reservoirs sampled in Texas, June–July 1999—Continued

Site name	Site identifier	Station number	Date	Ethalfuralin (µg/L)	Ethoprophos (µg/L)	Fenuron (µg/L)	Fonofos (µg/L)	Fluometuron (µg/L)
Lake Murvaul	PS	320200094252501	07–15–99	<0.004	<0.003	<0.013	<0.003	<0.035
Lake Ray Hubbard	PS	324929096305601	07–09–99	<.004	<.003	<.013	<.003	<.035
Lake Stamford	PS	330414099340201	07–20–99	<.004	<.003	<.013	<.003	<.035
Lake Sweetwater	PS	322609100181901	07–14–99	<.004	<.003	<.013	<.003	<.035
Lake Tawakoni	PS	325024095563701	07–28–99	<.004	<.003	<.013	<.003	<.035
Lake Texana	CC	285816096320201	07–20–99	<.004	<.003	<.19	<.003	.11
Lake Travis	PS	302429097541401	06–28–99	<.004	<.003	<.013	<.003	<.035
Lake Tyler	PS	321246095101701	07–16–99	<.004	<.003	<.013	<.003	<.19
Lake Waco	AC	313430097113801	06–30–99	<.004	<.003	<.013	<.003	<.035
Lavon Lake	AC	330203096284901	07–09–99	<.004	<.003	<.013	<.003	<.035
Lewisville Lake	AC	330410096583001	07–07–99	<.004	<.003	<.013	<.003	<.035
Livingston Reservoir	CC	304144095073001	07–13–99	<.004	<.003	<.013	<.003	<.035
McKenzie Reservoir	PS	343257101271001	07–14–99	<.004	<.003	<.013	<.003	<.035
Medina Lake	AC	293225098560600	07–06–99	<.004	<.003	<.013	<.003	<.035
O.C. Fisher Lake	PS	312909100293901	07–15–99	<.004	<.003	<.013	<.003	<.035
O.H. Ivie Reservoir	PS	313130099391001	07–16–99	<.004	<.003	<.013	<.003	<.035
Proctor Lake	AC	315814098291201	07–20–99	<.004	<.003	<.12	<.003	<.035
Richland Chambers Reservoir	Mid-lake	315800096083001	07–08–99	<.004	<.003	<.013	<.003	<.035
Sam Rayburn Reservoir	PS	310404094051101	07–14–99	<.004	<.003	<.013	<.003	<.035
Somerville Lake	AC	301908096313101	07–09–99	<.004	<.003	<.11	<.003	<.035
Toledo Bend Reservoir	PS	311002093345501	07–14–99	<.004	<.003	<.013	<.003	<.035
White River Reservoir	PS	332747101052301	07–13–99	<.004	<.003	<.013	<.003	.25
White Rock Lake	Mid-lake	324940096433701	07–30–99	<.004	<.003	<.07	<.003	<.06
Wright Patman Lake	AC	331838094095901	07–15–99	<.004	<.003	<.013	<.003	<.035

Table 2. Concentrations of soluble pesticides in public water-supply reservoirs sampled in Texas, June–July 1999—Continued

Site name	Site identifier	Station number	Date	3-Hydroxy-carbofuran (µg/L)	Lindane (µg/L)	Linuron (µg/L)	Malathion (µg/L)	MCPA (µg/L)	MCPB (µg/L)
Aquilla Lake	AC	315358097122601	07–06–99	<0.014	<0.004	<0.002	<0.005	<0.17	<0.14
Buffalo Springs Lake	PS	333205101414401	07–12–99	<.17	<.004	<.002	<.005	<.17	<.14
Cedar Creek Reservoir	PS	295502096440201	07–19–99	<.17	<.004	<.002	<.005	<.17	<.14
Choke Canyon Reservoir	AC	8206890	07–07–99	<.014	<.004	<.002	<.005	<.17	<.14
Donna Reservoir	PS	260912098040601	07–13–99	<.21	<.004	<.002	.014	<.17	<.14
E.V. Spence Reservoir	PS	315535100341701	07–15–99	<.014	<.004	<.002	<.005	<.17	<.14
Falcon International Reservoir	BC	263815099111901	07–07–99	<.15	<.004	<.002	<.005	<.17	<.14
Fort Phantom Hill Reservoir	PS	323632099410401	07–14–99	<.014	<.004	<.002	<.005	<.17	<.14
Granger Lake	AC	304132097200801	06–30–99	<.014	<.004	<.002	<.005	<.17	<.14
Grapevine Lake	BC	325930097053801	07–26–99	<.014	<.004	<.002	<.005	<.17	<.14
Greenbelt Lake	AC	350000100534701	07–13–99	<.014	<.004	<.002	<.005	<.17	<.14
Hubbard Creek Reservoir	P5	324913098581801	07–15–99	<.014	<.004	<.002	<.005	<.17	<.14
La Feria Reservoir	PS	260822097493401	07–14–99	<.014	<.004	<.002	<.005	<.17	<.14
Lake Anahuac	PS	294624094411201	07–21–99	<.03	<.004	<.002	<.02	<.17	<.14
Lake Belton	BC	310711097302201	06–30–99	<.014	<.004	<.002	<.005	<.17	<.14
Lake Bonham	PS	333858096083301	07–27–99	<.1	<.004	<.002	<.005	<.17	<.14
Lake Bridgeport	Mid-lake	331312097501801	07–21–99	<.014	<.004	<.002	<.005	<.17	<.14
Lake Brownwood	PS	315026099005301	07–19–99	<.014	<.004	<.002	<.005	<.17	<.14
Lake Houston	BC	295702095091401	07–12–99	<.014	<.004	<.002	<.005	<.17	<.14
Lake J.B. Thomas	PS	323510101085501	07–13–99	<.014	<.004	<.002	.057	<.17	<.14
Lake Kickapoo	PS	333913098480601	07–19–99	<.014	<.004	<.002	<.005	<.17	<.14
Lake Limestone	BC	312458096205101	07–08–99	<.014	<.004	<.002	<.005	<.17	<.14
Lake Meredith	BC	354113101360101	07–13–99	<.014	<.004	<.002	<.005	<.17	<.14
Lake Mexia	PS	313848096345001	07–07–99	<.014	<.004	<.002	<.005	<.17	<.14

Table 2. Concentrations of soluble pesticides in public water-supply reservoirs sampled in Texas, June–July 1999—Continued

Site name	Site identifier	Station number	Date	3-Hydroxy-carbofuran (µg/L)	Lindane (µg/L)	Linuron (µg/L)	Malathion (µg/L)	MCPA (µg/L)	MCPB (µg/L)
Lake Murvaul	PS	320200094252501	07–15–99	<0.014	<0.004	<0.002	<0.005	<0.17	<0.14
Lake Ray Hubbard	PS	324929096305601	07–09–99	<.014	<.004	<.002	<.005	<.17	<.14
Lake Stamford	PS	330414099340201	07–20–99	<.04	<.004	<.002	<.005	<.17	<.14
Lake Sweetwater	PS	322609100181901	07–14–99	<.014	<.004	<.002	<.005	<.17	<.14
Lake Tawakoni	PS	325024095563701	07–28–99	<.014	<.004	<.002	<.005	<.17	<.14
Lake Texana	CC	285816096320201	07–20–99	<.14	<.004	<.002	.008	<.17	<.14
Lake Travis	PS	302429097541401	06–28–99	<.014	<.004	<.002	<.005	<.17	<.14
Lake Tyler	PS	321246095101701	07–16–99	<.014	<.004	<.002	<.005	<.17	<.14
Lake Waco	AC	313430097113801	06–30–99	<.014	<.004	<.002	<.005	<.17	<.14
Lavon Lake	AC	330203096284901	07–09–99	<.014	<.004	<.002	<.005	<.17	<.14
Lewisville Lake	AC	330410096583001	07–07–99	<.014	<.004	<.002	<.005	<.17	<.14
Livingston Reservoir	CC	304144095073001	07–13–99	<.17	<.004	<.002	<.005	<.17	<.14
McKenzie Reservoir	PS	343257101271001	07–14–99	<1.91	<.004	<.002	<.005	<.17	<.14
Medina Lake	AC	293225098560600	07–06–99	<.014	<.004	<.002	<.005	<.17	<.14
O.C. Fisher Lake	PS	312909100293901	07–15–99	<.014	<.004	<.002	<.005	<.17	<.14
O.H. Ivie Reservoir	PS	313130099391001	07–16–99	<.014	<.004	<.002	<.005	<.17	<.14
Proctor Lake	AC	315814098291201	07–20–99	<.16	<.004	<.002	<.005	<.17	<.14
Richland Chambers Reservoir	Mid-lake	315800096083001	07–08–99	<.014	<.004	<.002	<.005	<.17	<.14
Sam Rayburn Reservoir	PS	310404094051101	07–14–99	<.014	<.004	<.002	<.005	<.17	<.14
Somerville Lake	AC	301908096313101	07–09–99	<.11	<.004	<.002	<.005	<.17	<.14
Toledo Bend Reservoir	PS	311002093345501	07–14–99	<.014	<.004	<.002	<.005	<.17	<.14
White River Reservoir	PS	332747101052301	07–13–99	<.18	<.004	<.002	<.005	<.17	<.14
White Rock Lake	Mid-lake	324940096433701	07–30–99	<.11	<.004	<.002	<.005	<.17	<.13
Wright Patman Lake	AC	331838094095901	07–15–99	<.014	<.004	<.002	<.005	<.17	<.14

Table 2. Concentrations of soluble pesticides in public water-supply reservoirs sampled in Texas, June–July 1999—Continued

Site name	Site identifier	Station number	Date	Methiocarb ($\mu\text{g/L}$)	Methomyl ($\mu\text{g/L}$)	Metolachlor ($\mu\text{g/L}$)	Metribuzin ($\mu\text{g/L}$)
Aquilla Lake	AC	315358097122601	07–06–99	<0.026	<0.017	0.287	<0.004
Buffalo Springs Lake	PS	333205101414401	07–12–99	<.026	<.38	.011	<.004
Cedar Creek Reservoir	PS	295502096440201	07–19–99	<.026	<.017	<.006	<.004
Choke Canyon Reservoir	AC	8206890	07–07–99	<.026	<.27	.004	<.004
Donna Reservoir	PS	260912098040601	07–13–99	<.026	<.017	<.002	<.004
E.V. Spence Reservoir	PS	315535100341701	07–15–99	<.026	<.8	<.002	<.004
Falcon International Reservoir	BC	263815099111901	07–07–99	<.026	<.35	<.002	<.004
Fort Phantom Hill Reservoir	PS	323632099410401	07–14–99	<.026	<.37	<.002	<.004
Granger Lake	AC	304132097200801	06–30–99	<.026	<.14	.230	<.004
Grapevine Lake	BC	325930097053801	07–26–99	<.026	<.59	.015	<.004
Greenbelt Lake	AC	350000100534701	07–13–99	<.026	<1.01	.005	<.004
Hubbard Creek Reservoir	P5	324913098581801	07–15–99	<.026	<.017	<.002	<.004
La Feria Reservoir	PS	260822097493401	07–14–99	<.026	<2.19	<.002	<.004
Lake Anahuac	PS	294624094411201	07–21–99	<.026	<.017	.037	.017
Lake Belton	BC	310711097302201	06–30–99	<.026	<.017	.031	<.004
Lake Bonham	PS	333858096083301	07–27–99	<.026	<.017	<.0075	<.004
Lake Bridgeport	Mid-lake	331312097501801	07–21–99	<.026	<.017	E.004	<.004
Lake Brownwood	PS	315026099005301	07–19–99	<.026	<.017	.006	<.004
Lake Houston	BC	295702095091401	07–12–99	<.026	<.017	.012	<.004
Lake J.B. Thomas	PS	323510101085501	07–13–99	<.026	<.017	<.002	<.004
Lake Kickapoo	PS	333913098480601	07–19–99	<.026	<.017	<.002	<.004
Lake Limestone	BC	312458096205101	07–08–99	<.026	<.11	.006	<.004
Lake Meredith	BC	354113101360101	07–13–99	<.026	<.58	.009	<.004
Lake Mexia	PS	313848096345001	07–07–99	<.026	<.43	.007	<.004

Table 2. Concentrations of soluble pesticides in public water-supply reservoirs sampled in Texas, June–July 1999—Continued

Site name	Site identifier	Station number	Date	Methiocarb (µg/L)	Methomyl (µg/L)	Metolachlor (µg/L)	Metribuzin (µg/L)
Lake Murvaul	PS	320200094252501	07–15–99	<0.026	<0.21	<0.002	<0.004
Lake Ray Hubbard	PS	324929096305601	07–09–99	<.026	<2.9	.018	<.004
Lake Stamford	PS	330414099340201	07–20–99	<.026	<.017	<.002	<.004
Lake Sweetwater	PS	322609100181901	07–14–99	<.026	<.017	<.002	<.004
Lake Tawakoni	PS	325024095563701	07–28–99	<.026	<1.5	.064	<.004
Lake Texana	CC	285816096320201	07–20–99	<.026	<.017	.125	<.004
Lake Travis	PS	302429097541401	06–28–99	<.026	<.19	<.002	<.004
Lake Tyler	PS	321246095101701	07–16–99	<.026	<.78	<.002	<.004
Lake Waco	AC	313430097113801	06–30–99	<.026	<.14	.014	<.004
Lavon Lake	AC	330203096284901	07–09–99	<.026	<.58	.040	<.004
Lewisville Lake	AC	330410096583001	07–07–99	<.026	<.28	.045	<.004
Livingston Reservoir	CC	304144095073001	07–13–99	<.026	<.017	.025	<.004
McKenzie Reservoir	PS	343257101271001	07–14–99	<.026	<.017	.007	<.004
Medina Lake	AC	293225098560600	07–06–99	<.026	<.53	<.002	<.004
O.C. Fisher Lake	PS	312909100293901	07–15–99	<.026	<.017	<.002	<.004
O.H. Ivie Reservoir	PS	313130099391001	07–16–99	<.026	<3.6	<.002	<.004
Proctor Lake	AC	315814098291201	07–20–99	<.026	<.017	.014	<.004
Richland Chambers Reservoir	Mid-lake	315800096083001	07–08–99	<.026	<.13	.049	<.004
Sam Rayburn Reservoir	PS	310404094051101	07–14–99	<.026	<.017	<.002	<.004
Somerville Lake	AC	301908096313101	07–09–99	<.026	<.017	.005	<.004
Toledo Bend Reservoir	PS	311002093345501	07–14–99	<.026	<.017	<.002	<.004
White River Reservoir	PS	332747101052301	07–13–99	<.026	<.26	.012	<.004
White Rock Lake	Mid-lake	324940096433701	07–30–99	<.026	<.017	.007	<.004
Wright Patman Lake	AC	331838094095901	07–15–99	<.026	<.017	.056	<.004

Table 2. Concentrations of soluble pesticides in public water-supply reservoirs sampled in Texas, June–July 1999—Continued

Site name	Site identifier	Station number	Date	Molinate (µg/L)	Napropamide (µg/L)	Neburon (µg/L)	Norflurazon (µg/L)	Oryzalin (µg/L)
Aquilla Lake	AC	315358097122601	07–06–99	<0.004	<0.003	<0.015	<0.024	<0.71
Buffalo Springs Lake	PS	333205101414401	07–12–99	<.004	<.003	<.015	<.024	<.41
Cedar Creek Reservoir	PS	295502096440201	07–19–99	<.004	<.003	<.015	<.024	<.38
Choke Canyon Reservoir	AC	8206890	07–07–99	<.004	<.003	<.015	<.024	<.31
Donna Reservoir	PS	260912098040601	07–13–99	<.004	<.003	<.015	<.024	<.46
E.V. Spence Reservoir	PS	315535100341701	07–15–99	<.004	<.003	<.015	<.024	<.31
Falcon International Reservoir	BC	263815099111901	07–07–99	<.004	<.003	<.015	<.024	<.31
Fort Phantom Hill Reservoir	PS	323632099410401	07–14–99	<.004	<.003	<.015	<.024	<.31
Granger Lake	AC	304132097200801	06–30–99	<.004	<.003	<.015	<.024	<.47
Grapevine Lake	BC	325930097053801	07–26–99	<.004	<.003	<.015	<.024	<.4
Greenbelt Lake	AC	350000100534701	07–13–99	<.004	<.003	<.015	<.024	<.46
Hubbard Creek Reservoir	P5	324913098581801	07–15–99	<.004	<.003	<.015	<.024	<.49
La Feria Reservoir	PS	260822097493401	07–14–99	<.004	<.003	<.015	<.024	<.5
Lake Anahuac	PS	294624094411201	07–21–99	<.004	<.003	<.015	<.024	<.42
Lake Belton	BC	310711097302201	06–30–99	<.004	<.003	<.015	<.024	<.46
Lake Bonham	PS	333858096083301	07–27–99	<.004	<.003	<.015	<.024	<.31
Lake Bridgeport	Mid-lake	331312097501801	07–21–99	<.004	<.003	<.015	<.024	<.32
Lake Brownwood	PS	315026099005301	07–19–99	<.004	<.003	<.015	<.024	<.36
Lake Houston	BC	295702095091401	07–12–99	<.004	<.003	<.015	<.024	<.31
Lake J.B. Thomas	PS	323510101085501	07–13–99	<.004	<.003	<.015	<.024	<.36
Lake Kickapoo	PS	333913098480601	07–19–99	<.004	<.003	<.015	<.024	<.44
Lake Limestone	BC	312458096205101	07–08–99	<.004	<.003	<.015	<.024	<.31
Lake Meredith	BC	354113101360101	07–13–99	<.004	<.003	<.015	<.024	<.41
Lake Mexia	PS	313848096345001	07–07–99	<.004	<.003	<.015	<.024	<.46

Table 2. Concentrations of soluble pesticides in public water-supply reservoirs sampled in Texas, June–July 1999—Continued

Site name	Site identifier	Station number	Date	Molinate (µg/L)	Napropamide (µg/L)	Neburon (µg/L)	Norflurazon (µg/L)	Oryzalin (µg/L)
Lake Murvaul	PS	320200094252501	07–15–99	<0.004	<0.003	<0.015	<0.024	<0.57
Lake Ray Hubbard	PS	324929096305601	07–09–99	<.004	<.003	<.015	<.024	<.41
Lake Stamford	PS	330414099340201	07–20–99	<.004	<.003	<.015	<.024	<.47
Lake Sweetwater	PS	322609100181901	07–14–99	<.004	<.003	<.015	<.024	<.31
Lake Tawakoni	PS	325024095563701	07–28–99	<.004	<.003	<.015	<.024	<.31
Lake Texana	CC	285816096320201	07–20–99	.24	<.003	<.015	<.024	<.45
Lake Travis	PS	302429097541401	06–28–99	<.004	<.003	<.015	<.024	<.36
Lake Tyler	PS	321246095101701	07–16–99	<.004	<.003	<.015	<.024	<.44
Lake Waco	AC	313430097113801	06–30–99	<.004	<.003	<.015	<.024	<.43
Lavon Lake	AC	330203096284901	07–09–99	<.004	<.003	<.015	<.024	<.42
Lewisville Lake	AC	330410096583001	07–07–99	<.004	<.003	<.015	<.024	<.31
Livingston Reservoir	CC	304144095073001	07–13–99	<.004	<.003	<.015	<.024	<.41
McKenzie Reservoir	PS	343257101271001	07–14–99	<.004	<.003	<.015	<.024	<.46
Medina Lake	AC	293225098560600	07–06–99	<.004	<.003	<.015	<.024	<.31
O.C. Fisher Lake	PS	312909100293901	07–15–99	<.004	<.003	<.015	<.024	<.31
O.H. Ivie Reservoir	PS	313130099391001	07–16–99	<.004	<.003	<.015	<.024	<.31
Proctor Lake	AC	315814098291201	07–20–99	<.004	<.003	<.015	<.024	<.55
Richland Chambers Reservoir	Mid-lake	315800096083001	07–08–99	<.004	<.003	<.015	<.024	<.31
Sam Rayburn Reservoir	PS	310404094051101	07–14–99	<.004	<.003	<.015	<.024	<.41
Somerville Lake	AC	301908096313101	07–09–99	<.004	<.003	<.015	<.024	<.31
Toledo Bend Reservoir	PS	311002093345501	07–14–99	<.004	<.003	<.015	<.024	<.43
White River Reservoir	PS	332747101052301	07–13–99	<.004	<.003	<.015	<.024	<.31
White Rock Lake	Mid-lake	324940096433701	07–30–99	<.004	<.003	<.07	<.042	<.31
Wright Patman Lake	AC	331838094095901	07–15–99	<.004	<.003	<.015	<.024	<.31

Table 2. Concentrations of soluble pesticides in public water-supply reservoirs sampled in Texas, June–July 1999—Continued

Site name	Site identifier	Station number	Date	Oxamyl ($\mu\text{g/L}$)	Parathion ($\mu\text{g/L}$)	Parathion-methyl ($\mu\text{g/L}$)	Pebulate ($\mu\text{g/L}$)	Pendimethalin ($\mu\text{g/L}$)
Aquilla Lake	AC	315358097122601	07–06–99	<0.018	<0.004	<0.006	<0.004	<0.004
Buffalo Springs Lake	PS	333205101414401	07–12–99	<.018	<.004	<.006	<.004	<.004
Cedar Creek Reservoir	PS	295502096440201	07–19–99	<.018	<.004	<.006	<.004	<.004
Choke Canyon Reservoir	AC	8206890	07–07–99	<.018	<.004	<.006	<.004	<.004
Donna Reservoir	PS	260912098040601	07–13–99	<.018	<.004	<.01	<.004	<.004
E.V. Spence Reservoir	PS	315535100341701	07–15–99	<.018	<.004	<.006	<.004	<.004
Falcon International Reservoir	BC	263815099111901	07–07–99	<.018	<.004	<.006	<.004	<.004
Fort Phantom Hill Reservoir	PS	323632099410401	07–14–99	<.018	<.004	<.006	<.004	<.004
Granger Lake	AC	304132097200801	06–30–99	<.018	<.004	<.006	<.004	<.004
Grapevine Lake	BC	325930097053801	07–26–99	<.018	<.004	<.006	<.004	<.004
Greenbelt Lake	AC	350000100534701	07–13–99	<.018	<.004	<.006	<.004	<.004
Hubbard Creek Reservoir	P5	324913098581801	07–15–99	<.018	<.004	<.006	<.004	<.004
La Feria Reservoir	PS	260822097493401	07–14–99	<.018	<.004	.034	<.004	<.004
Lake Anahuac	PS	294624094411201	07–21–99	<.018	<.004	<.006	<.004	<.004
Lake Belton	BC	310711097302201	06–30–99	<.018	<.004	<.006	<.004	<.004
Lake Bonham	PS	333858096083301	07–27–99	<.018	<.004	<.006	<.004	<.004
Lake Bridgeport	Mid-lake	331312097501801	07–21–99	<.018	<.004	<.006	<.004	<.004
Lake Brownwood	PS	315026099005301	07–19–99	<.018	<.004	<.006	<.004	<.004
Lake Houston	BC	295702095091401	07–12–99	<.018	<.004	<.006	<.004	<.004
Lake J.B. Thomas	PS	323510101085501	07–13–99	<.018	<.004	<.006	<.004	<.004
Lake Kickapoo	PS	333913098480601	07–19–99	<.018	<.004	<.006	<.004	<.004
Lake Limestone	BC	312458096205101	07–08–99	<.018	<.004	<.006	<.004	<.004
Lake Meredith	BC	354113101360101	07–13–99	<.018	<.004	<.006	<.004	<.004
Lake Mexia	PS	313848096345001	07–07–99	<.018	<.004	<.006	<.004	<.004

Table 2. Concentrations of soluble pesticides in public water-supply reservoirs sampled in Texas, June–July 1999—Continued

Site name	Site identifier	Station number	Date	Oxamyl (µg/L)	Parathion (µg/L)	Parathion-methyl (µg/L)	Pebulate (µg/L)	Pendimethalin (µg/L)
Lake Murvaul	PS	320200094252501	07–15–99	<0.018	<0.004	<0.006	<0.004	<0.004
Lake Ray Hubbard	PS	324929096305601	07–09–99	<.018	<.004	<.006	<.004	<.004
Lake Stamford	PS	330414099340201	07–20–99	<.018	<.004	<.006	<.004	<.004
Lake Sweetwater	PS	322609100181901	07–14–99	<.17	<.004	<.006	<.004	<.004
Lake Tawakoni	PS	325024095563701	07–28–99	<.018	<.004	<.006	<.004	<.004
Lake Texana	CC	285816096320201	07–20–99	<.018	<.004	.034	<.004	<.004
Lake Travis	PS	302429097541401	06–28–99	<.018	<.004	<.006	<.004	<.004
Lake Tyler	PS	321246095101701	07–16–99	<.018	<.004	<.006	<.004	<.004
Lake Waco	AC	313430097113801	06–30–99	<.018	<.004	<.006	<.004	<.004
Lavon Lake	AC	330203096284901	07–09–99	<.018	<.004	<.006	<.004	<.004
Lewisville Lake	AC	330410096583001	07–07–99	<.13	<.004	<.006	<.004	<.004
Livingston Reservoir	CC	304144095073001	07–13–99	<.018	<.004	<.006	<.004	<.004
McKenzie Reservoir	PS	343257101271001	07–14–99	<.52	<.004	<.006	<.004	<.004
Medina Lake	AC	293225098560600	07–06–99	<.018	<.004	<.006	<.004	<.004
O.C. Fisher Lake	PS	312909100293901	07–15–99	<.018	<.004	<.006	<.004	<.004
O.H. Ivie Reservoir	PS	313130099391001	07–16–99	<.018	<.004	<.006	<.004	<.004
Proctor Lake	AC	315814098291201	07–20–99	<.018	<.004	<.006	<.004	<.004
Richland Chambers Reservoir	Mid-lake	315800096083001	07–08–99	<.018	<.004	<.006	<.004	<.004
Sam Rayburn Reservoir	PS	310404094051101	07–14–99	<.018	<.004	<.006	<.004	<.004
Somerville Lake	AC	301908096313101	07–09–99	<.018	<.004	<.006	<.004	<.004
Toledo Bend Reservoir	PS	311002093345501	07–14–99	<.018	<.004	<.006	<.004	<.004
White River Reservoir	PS	332747101052301	07–13–99	<.12	<.004	<.006	<.004	<.004
White Rock Lake	Mid-lake	324940096433701	07–30–99	<.018	<.004	<.006	<.004	<.004
Wright Patman Lake	AC	331838094095901	07–15–99	<.018	<.004	<.006	<.004	<.004

Table 2. Concentrations of soluble pesticides in public water-supply reservoirs sampled in Texas, June–July 1999—Continued

Site name	Site identifier	Station number	Date	<i>cis</i> -Permethrin (µg/L)	Phorate (µg/L)	Picloram (µg/L)	<i>p,p'</i> -DDE (µg/L)	Prometon (µg/L)
Aquilla Lake	AC	315358097122601	07–06–99	<0.005	<0.002	<0.05	<0.006	<0.018
Buffalo Springs Lake	PS	333205101414401	07–12–99	<.005	<.002	<.05	<.006	.142
Cedar Creek Reservoir	PS	295502096440201	07–19–99	<.005	<.002	<.05	<.006	E.012
Choke Canyon Reservoir	AC	8206890	07–07–99	<.005	<.002	<.05	<.006	<.018
Donna Reservoir	PS	260912098040601	07–13–99	<.005	<.002	<.05	<.006	<.018
E.V. Spence Reservoir	PS	315535100341701	07–15–99	<.005	<.002	<.05	<.006	E.016
Falcon International Reservoir	BC	263815099111901	07–07–99	<.005	<.002	<.05	<.006	<.018
Fort Phantom Hill Reservoir	PS	323632099410401	07–14–99	<.005	<.002	<.05	<.006	.052
Granger Lake	AC	304132097200801	06–30–99	<.005	<.002	<.05	<.006	<.018
Grapevine Lake	BC	325930097053801	07–26–99	<.005	<.002	<.05	<.006	<.018
Greenbelt Lake	AC	350000100534701	07–13–99	<.005	<.002	<.05	<.006	E.003
Hubbard Creek Reservoir	P5	324913098581801	07–15–99	<.005	<.002	<.05	<.006	E.007
La Feria Reservoir	PS	260822097493401	07–14–99	<.005	<.002	<.05	<.006	<.018
Lake Anahuac	PS	294624094411201	07–21–99	<.005	<.002	<.05	<.006	<.018
Lake Belton	BC	310711097302201	06–30–99	<.005	<.002	<.05	<.006	<.018
Lake Bonham	PS	333858096083301	07–27–99	<.005	<.002	<.05	<.006	<.018
Lake Bridgeport	Mid-lake	331312097501801	07–21–99	<.005	<.002	<.05	<.006	E.002
Lake Brownwood	PS	315026099005301	07–19–99	<.005	<.002	<.05	<.006	.019
Lake Houston	BC	295702095091401	07–12–99	<.005	<.002	<.05	<.006	E.008
Lake J.B. Thomas	PS	323510101085501	07–13–99	<.005	<.002	<.05	<.006	<.018
Lake Kickapoo	PS	333913098480601	07–19–99	<.005	<.002	<.05	<.006	<.018
Lake Limestone	BC	312458096205101	07–08–99	<.005	<.002	<.05	<.006	<.018
Lake Meredith	BC	354113101360101	07–13–99	<.005	<.002	<.05	<.006	.021
Lake Mexia	PS	313848096345001	07–07–99	<.005	<.002	<.05	<.006	<.018

Table 2. Concentrations of soluble pesticides in public water-supply reservoirs sampled in Texas, June–July 1999—Continued

Site name	Site identifier	Station number	Date	<i>cis</i> -Permethrin (µg/L)	Phorate (µg/L)	Picloram (µg/L)	<i>p,p'</i> -DDE (µg/L)	Prometon (µg/L)
Lake Murvaul	PS	320200094252501	07–15–99	<0.005	<0.002	<0.05	<0.006	<0.018
Lake Ray Hubbard	PS	324929096305601	07–09–99	<.005	<.002	<.05	<.006	E.005
Lake Stamford	PS	330414099340201	07–20–99	<.005	<.002	<.05	<.006	E.010
Lake Sweetwater	PS	322609100181901	07–14–99	<.005	<.002	<.05	<.006	<.018
Lake Tawakoni	PS	325024095563701	07–28–99	<.005	<.002	<.05	<.006	<.018
Lake Texana	CC	285816096320201	07–20–99	<.005	<.002	<.05	<.006	<.018
Lake Travis	PS	302429097541401	06–28–99	<.005	<.002	<.05	<.006	<.018
Lake Tyler	PS	321246095101701	07–16–99	<.005	<.002	<.05	<.006	<.018
Lake Waco	AC	313430097113801	06–30–99	<.005	<.002	<.05	<.006	<.018
Lavon Lake	AC	330203096284901	07–09–99	<.005	<.002	<.05	<.006	E.004
Lewisville Lake	AC	330410096583001	07–07–99	<.005	<.002	<.05	<.006	E.009
Livingston Reservoir	CC	304144095073001	07–13–99	<.005	<.002	<.05	<.006	E.010
McKenzie Reservoir	PS	343257101271001	07–14–99	<.005	<.002	<.05	<.006	E.014
Medina Lake	AC	293225098560600	07–06–99	<.005	<.002	<.05	<.006	<.018
O.C. Fisher Lake	PS	312909100293901	07–15–99	<.005	<.002	<.05	<.006	<.018
O.H. Ivie Reservoir	PS	313130099391001	07–16–99	<.005	<.002	<.05	<.006	<.018
Proctor Lake	AC	315814098291201	07–20–99	<.005	<.002	<.05	<.006	<.018
Richland Chambers Reservoir	Mid-lake	315800096083001	07–08–99	<.005	<.002	<.05	<.006	<.018
Sam Rayburn Reservoir	PS	310404094051101	07–14–99	<.005	<.002	<.05	<.006	<.018
Somerville Lake	AC	301908096313101	07–09–99	<.005	<.002	<.05	<.006	<.018
Toledo Bend Reservoir	PS	311002093345501	07–14–99	<.005	<.002	<.05	<.006	E.004
White River Reservoir	PS	332747101052301	07–13–99	<.005	<.002	<.05	<.006	E.015
White Rock Lake	Mid-lake	324940096433701	07–30–99	<.005	<.002	<.05	<.006	.021
Wright Patman Lake	AC	331838094095901	07–15–99	<.005	<.002	<.05	<.006	<.018

Table 2. Concentrations of soluble pesticides in public water-supply reservoirs sampled in Texas, June–July 1999—Continued

Site name	Site identifier	Station number	Date	Pronamide (µg/L)	Propachlor (µg/L)	Propanil (µg/L)	Propargite (µg/L)	Propham (µg/L)
Aquilla Lake	AC	315358097122601	07–06–99	<0.003	<0.007	<0.004	<0.013	<0.035
Buffalo Springs Lake	PS	333205101414401	07–12–99	<.003	<.007	<.004	<.03	<.035
Cedar Creek Reservoir	PS	295502096440201	07–19–99	<.003	<.007	<.004	--	<.035
Choke Canyon Reservoir	AC	8206890	07–07–99	<.003	<.007	<.004	<.013	<.035
Donna Reservoir	PS	260912098040601	07–13–99	<.003	<.007	<.004	<.013	<.035
E.V. Spence Reservoir	PS	315535100341701	07–15–99	<.003	<.007	<.004	<.013	<.035
Falcon International Reservoir	BC	263815099111901	07–07–99	<.003	<.007	<.004	<.013	<.035
Fort Phantom Hill Reservoir	PS	323632099410401	07–14–99	<.003	<.007	<.004	<.013	<.035
Granger Lake	AC	304132097200801	06–30–99	<.003	<.007	<.004	<.013	<.035
Grapevine Lake	BC	325930097053801	07–26–99	<.003	<.007	<.004	<.013	<.035
Greenbelt Lake	AC	350000100534701	07–13–99	<.003	<.007	<.004	<.013	<.035
Hubbard Creek Reservoir	P5	324913098581801	07–15–99	<.003	<.007	<.004	<.013	<.035
La Feria Reservoir	PS	260822097493401	07–14–99	<.003	<.007	<.004	<.013	<.035
Lake Anahuac	PS	294624094411201	07–21–99	<.003	<.007	<.004	<.013	<.035
Lake Belton	BC	310711097302201	06–30–99	<.003	<.007	<.004	<.013	<.035
Lake Bonham	PS	333858096083301	07–27–99	<.003	<.007	<.004	<.013	<.035
Lake Bridgeport	Mid-lake	331312097501801	07–21–99	<.003	<.007	<.004	<.013	<.035
Lake Brownwood	PS	315026099005301	07–19–99	<.003	<.007	<.004	--	<.035
Lake Houston	BC	295702095091401	07–12–99	<.003	<.007	<.004	<.013	<.035
Lake J.B. Thomas	PS	323510101085501	07–13–99	<.003	<.007	<.004	<.03	<.035
Lake Kickapoo	PS	333913098480601	07–19–99	<.003	<.007	<.004	<.013	<.035
Lake Limestone	BC	312458096205101	07–08–99	<.003	<.007	<.004	--	<.035
Lake Meredith	BC	354113101360101	07–13–99	<.003	<.007	<.004	<.013	<.035
Lake Mexia	PS	313848096345001	07–07–99	<.003	<.007	<.004	<.013	<.035

Table 2. Concentrations of soluble pesticides in public water-supply reservoirs sampled in Texas, June–July 1999—Continued

Site name	Site identifier	Station number	Date	Pronamide (µg/L)	Propachlor (µg/L)	Propanil (µg/L)	Propargite (µg/L)	Propham (µg/L)
Lake Murvaul	PS	320200094252501	07–15–99	<0.003	<0.007	<0.004	<0.013	<0.035
Lake Ray Hubbard	PS	324929096305601	07–09–99	<.003	<.007	<.004	--	<.035
Lake Stamford	PS	330414099340201	07–20–99	<.003	<.007	<.004	<.013	<.035
Lake Sweetwater	PS	322609100181901	07–14–99	<.003	<.007	<.004	<.013	<.035
Lake Tawakoni	PS	325024095563701	07–28–99	<.003	<.007	<.004	<.013	<.035
Lake Texana	CC	285816096320201	07–20–99	<.003	<.007	<.004	--	<.035
Lake Travis	PS	302429097541401	06–28–99	<.003	<.007	<.004	<.013	<.035
Lake Tyler	PS	321246095101701	07–16–99	<.003	<.007	<.004	<.013	<.035
Lake Waco	AC	313430097113801	06–30–99	<.003	<.007	<.004	<.013	<.035
Lavon Lake	AC	330203096284901	07–09–99	<.003	<.007	<.004	--	<.035
Lewisville Lake	AC	330410096583001	07–07–99	<.003	<.007	<.004	<.013	<.035
Livingston Reservoir	CC	304144095073001	07–13–99	<.003	<.007	<.004	<.013	<.035
McKenzie Reservoir	PS	343257101271001	07–14–99	<.003	<.007	<.004	<.013	<.035
Medina Lake	AC	293225098560600	07–06–99	<.003	<.007	<.004	<.013	<.035
O.C. Fisher Lake	PS	312909100293901	07–15–99	<.003	<.007	<.004	<.013	<.035
O.H. Ivie Reservoir	PS	313130099391001	07–16–99	<.003	<.007	<.004	<.013	<.035
Proctor Lake	AC	315814098291201	07–20–99	<.003	<.007	<.004	--	<.035
Richland Chambers Reservoir	Mid-lake	315800096083001	07–08–99	<.003	<.007	<.004	--	<.035
Sam Rayburn Reservoir	PS	310404094051101	07–14–99	<.003	<.007	<.004	<.013	<.035
Somerville Lake	AC	301908096313101	07–09–99	<.003	<.007	<.004	<.013	<.035
Toledo Bend Reservoir	PS	311002093345501	07–14–99	<.003	<.007	<.004	<.013	<.035
White River Reservoir	PS	332747101052301	07–13–99	<.003	<.007	<.004	<.03	<.035
White Rock Lake	Mid-lake	324940096433701	07–30–99	<.003	<.007	<.004	<.013	<.035
Wright Patman Lake	AC	331838094095901	07–15–99	<.003	<.007	<.004	<.013	<.035

Table 2. Concentrations of soluble pesticides in public water-supply reservoirs sampled in Texas, June–July 1999—Continued

Site name	Site identifier	Station number	Date	Propoxur (µg/L)	Silvex (µg/L)	Simazine (µg/L)	2,4,5-T (µg/L)	Tebuthiuron (µg/L)	Terbacil (µg/L)
Aquilla Lake	AC	315358097122601	07–06–99	<0.035	<0.021	0.026	<0.035	<0.01	<0.007
Buffalo Springs Lake	PS	333205101414401	07–12–99	<.035	<.021	.024	<.035	.066	<.007
Cedar Creek Reservoir	PS	295502096440201	07–19–99	<.035	<.021	.008	<.035	E.038	<.007
Choke Canyon Reservoir	AC	8206890	07–07–99	<.035	<.021	<.005	<.035	<.01	<.007
Donna Reservoir	PS	260912098040601	07–13–99	<.035	<.021	E.004	<.035	<.01	<.007
E.V. Spence Reservoir	PS	315535100341701	07–15–99	<.035	<.021	<.005	<.035	<.01	<.007
Falcon International Reservoir	BC	263815099111901	07–07–99	<.035	<.021	<.005	<.035	<.01	<.007
Fort Phantom Hill Reservoir	PS	323632099410401	07–14–99	<.035	<.021	.091	<.035	.012	<.007
Granger Lake	AC	304132097200801	06–30–99	<.035	<.021	.007	<.035	<.01	<.007
Grapevine Lake	BC	325930097053801	07–26–99	<.035	<.021	.314	<.035	E.022	<.007
Greenbelt Lake	AC	350000100534701	07–13–99	<.035	<.021	E.003	<.035	<.01	<.007
Hubbard Creek Reservoir	P5	324913098581801	07–15–99	<.035	<.021	E.004	<.035	.031	<.007
La Feria Reservoir	PS	260822097493401	07–14–99	<.035	<.021	<.005	<.035	<.01	<.007
Lake Anahuac	PS	294624094411201	07–21–99	<.035	<.021	<.005	<.035	<.01	<.007
Lake Belton	BC	310711097302201	06–30–99	<.035	<.021	<.005	<.035	<.01	<.007
Lake Bonham	PS	333858096083301	07–27–99	<.035	<.021	.017	<.035	<.01	<.007
Lake Bridgeport	Mid-lake	331312097501801	07–21–99	<.035	<.021	.007	<.035	.103	<.007
Lake Brownwood	PS	315026099005301	07–19–99	<.035	<.021	.006	<.035	E.010	<.007
Lake Houston	BC	295702095091401	07–12–99	<.035	<.021	.019	<.035	.051	<.007
Lake J.B. Thomas	PS	323510101085501	07–13–99	<.035	<.021	<.005	<.035	<.01	<.007
Lake Kickapoo	PS	333913098480601	07–19–99	<.035	<.021	<.005	<.035	<.01	<.007
Lake Limestone	BC	312458096205101	07–08–99	<.035	<.021	<.005	<.035	<.01	<.007
Lake Meredith	BC	354113101360101	07–13–99	<.035	<.021	.014	<.035	.012	<.007
Lake Mexia	PS	313848096345001	07–07–99	<.035	<.021	<.005	<.035	<.01	<.007

Table 2. Concentrations of soluble pesticides in public water-supply reservoirs sampled in Texas, June–July 1999—Continued

Site name	Site identifier	Station number	Date	Propoxur (µg/L)	Silvex (µg/L)	Simazine (µg/L)	2,4,5-T (µg/L)	Tebuthiuron (µg/L)	Terbacil (µg/L)
Lake Murvaul	PS	320200094252501	07–15–99	<0.035	<0.021	<0.01	<0.035	<0.01	<0.007
Lake Ray Hubbard	PS	324929096305601	07–09–99	<.035	<.021	.524	<.035	E.011	<.007
Lake Stamford	PS	330414099340201	07–20–99	<.035	<.021	<.005	<.035	<.01	<.007
Lake Sweetwater	PS	322609100181901	07–14–99	<.035	<.021	<.01	<.035	<.01	<.007
Lake Tawakoni	PS	325024095563701	07–28–99	<.035	<.021	.016	<.035	<.01	<.007
Lake Texana	CC	285816096320201	07–20–99	<.035	<.021	.107	<.035	E.011	<.007
Lake Travis	PS	302429097541401	06–28–99	<.035	<.021	E.002	<.035	<.01	<.007
Lake Tyler	PS	321246095101701	07–16–99	<.035	<.021	.016	<.035	<.01	<.007
Lake Waco	AC	313430097113801	06–30–99	<.035	<.021	.085	<.035	<.01	<.007
Lavon Lake	AC	330203096284901	07–09–99	<.035	<.021	.070	<.035	E.006	<.007
Lewisville Lake	AC	330410096583001	07–07–99	<.035	<.021	.230	<.035	<.015	<.007
Livingston Reservoir	CC	304144095073001	07–13–99	<.035	<.021	.148	<.035	.059	<.007
McKenzie Reservoir	PS	343257101271001	07–14–99	<.035	<.021	.005	<.035	<.01	<.007
Medina Lake	AC	293225098560600	07–06–99	<.035	<.021	<.005	<.035	<.01	<.007
O.C. Fisher Lake	PS	312909100293901	07–15–99	<.035	<.021	<.005	<.035	<.01	<.007
O.H. Ivie Reservoir	PS	313130099391001	07–16–99	<.035	<.021	<.005	<.035	<.01	<.007
Proctor Lake	AC	315814098291201	07–20–99	<.035	<.021	<.005	<.035	.014	<.007
Richland Chambers Reservoir	Mid-lake	315800096083001	07–08–99	<.035	<.021	.012	<.035	.020	<.007
Sam Rayburn Reservoir	PS	310404094051101	07–14–99	<.035	<.021	.007	<.035	<.01	<.007
Somerville Lake	AC	301908096313101	07–09–99	<.035	<.021	.010	<.035	<.01	<.007
Toledo Bend Reservoir	PS	311002093345501	07–14–99	<.035	<.021	.006	<.035	<.01	<.007
White River Reservoir	PS	332747101052301	07–13–99	<.035	<.021	<.005	<.035	<.01	<.007
White Rock Lake	Mid-lake	324940096433701	07–30–99	<.08	<.06	.082	<.04	<.01	<.007
Wright Patman Lake	AC	331838094095901	07–15–99	<.035	<.021	<.005	<.035	<.01	<.007

Table 2. Concentrations of soluble pesticides in public water-supply reservoirs sampled in Texas, June–July 1999—Continued

Site name	Site identifier	Station number	Date	Terbufos (µg/L)	Thiobencarb (µg/L)	Triallate (µg/L)	Triclopyr (µg/L)	Trifluralin (µg/L)
Aquilla Lake	AC	315358097122601	07–06–99	<0.013	<0.002	<0.001	<0.25	<0.002
Buffalo Springs Lake	PS	333205101414401	07–12–99	<.013	<.002	<.001	<.25	<.002
Cedar Creek Reservoir	PS	295502096440201	07–19–99	<.013	<.002	<.001	<.25	<.002
Choke Canyon Reservoir	AC	8206890	07–07–99	<.013	<.002	<.001	<.25	<.002
Donna Reservoir	PS	260912098040601	07–13–99	<.013	<.002	<.001	<.25	<.002
E.V. Spence Reservoir	PS	315535100341701	07–15–99	<.013	<.002	<.001	<.25	<.002
Falcon International Reservoir	BC	263815099111901	07–07–99	<.013	<.002	<.001	<.25	<.002
Fort Phantom Hill Reservoir	PS	323632099410401	07–14–99	<.013	<.002	<.001	<.25	<.002
Granger Lake	AC	304132097200801	06–30–99	<.013	<.002	<.001	<.25	<.002
Grapevine Lake	BC	325930097053801	07–26–99	<.013	<.002	<.001	<.25	<.002
Greenbelt Lake	AC	350000100534701	07–13–99	<.013	<.002	<.001	<.25	<.002
Hubbard Creek Reservoir	P5	324913098581801	07–15–99	<.013	<.002	<.001	<.25	<.002
La Feria Reservoir	PS	260822097493401	07–14–99	<.013	<.002	<.001	<.25	<.002
Lake Anahuac	PS	294624094411201	07–21–99	<.013	<.002	<.001	<.25	<.002
Lake Belton	BC	310711097302201	06–30–99	<.013	<.002	<.001	<.25	<.002
Lake Bonham	PS	333858096083301	07–27–99	<.013	<.002	<.001	<.25	<.002
Lake Bridgeport	Mid-lake	331312097501801	07–21–99	<.013	<.002	<.001	<.25	<.002
Lake Brownwood	PS	315026099005301	07–19–99	<.013	<.002	<.001	<.25	<.002
Lake Houston	BC	295702095091401	07–12–99	<.013	<.002	<.001	<.25	<.002
Lake J.B. Thomas	PS	323510101085501	07–13–99	<.013	<.002	<.001	<.25	<.002
Lake Kickapoo	PS	333913098480601	07–19–99	<.013	<.002	<.001	<.25	<.002
Lake Limestone	BC	312458096205101	07–08–99	<.013	<.002	<.001	<.25	<.002
Lake Meredith	BC	354113101360101	07–13–99	<.013	<.002	<.001	<.25	<.002
Lake Mexia	PS	313848096345001	07–07–99	<.013	<.002	<.001	<.25	<.002

Table 2. Concentrations of soluble pesticides in public water-supply reservoirs sampled in Texas, June–July 1999—Continued

Site name	Site identifier	Station number	Date	Terbufos (µg/L)	Thiobencarb (µg/L)	Triallate (µg/L)	Triclopyr (µg/L)	Trifluralin (µg/L)
Lake Murvaul	PS	320200094252501	07–15–99	<0.013	<0.002	<0.001	<0.25	<0.002
Lake Ray Hubbard	PS	324929096305601	07–09–99	<.013	<.002	<.001	<.25	<.002
Lake Stamford	PS	330414099340201	07–20–99	<.013	<.002	<.001	<.25	<.002
Lake Sweetwater	PS	322609100181901	07–14–99	<.013	<.002	<.001	<.25	<.002
Lake Tawakoni	PS	325024095563701	07–28–99	<.013	<.002	<.001	<.25	<.002
Lake Texana	CC	285816096320201	07–20–99	<.013	<.002	<.001	<.25	<.002
Lake Travis	PS	302429097541401	06–28–99	<.013	<.002	<.001	<.25	<.002
Lake Tyler	PS	321246095101701	07–16–99	<.013	<.002	<.001	<.25	<.002
Lake Waco	AC	313430097113801	06–30–99	<.013	<.002	<.001	<.25	<.002
Lavon Lake	AC	330203096284901	07–09–99	<.013	<.002	<.001	<.25	<.002
Lewisville Lake	AC	330410096583001	07–07–99	<.013	<.002	<.001	<.25	<.002
Livingston Reservoir	CC	304144095073001	07–13–99	<.013	<.002	<.001	<.25	<.002
McKenzie Reservoir	PS	343257101271001	07–14–99	<.013	<.002	<.001	<.25	<.002
Medina Lake	AC	293225098560600	07–06–99	<.013	<.002	<.001	<.25	<.002
O.C. Fisher Lake	PS	312909100293901	07–15–99	<.013	<.002	<.001	<.25	<.002
O.H. Ivie Reservoir	PS	313130099391001	07–16–99	<.013	<.002	<.001	<.25	<.002
Proctor Lake	AC	315814098291201	07–20–99	<.013	<.002	<.001	<.25	<.002
Richland Chambers Reservoir	Mid-lake	315800096083001	07–08–99	<.013	<.002	<.001	<.25	<.002
Sam Rayburn Reservoir	PS	310404094051101	07–14–99	<.013	<.002	<.001	<.25	<.002
Somerville Lake	AC	301908096313101	07–09–99	<.013	<.002	<.001	<.25	<.002
Toledo Bend Reservoir	PS	311002093345501	07–14–99	<.013	<.002	<.001	<.25	<.002
White River Reservoir	PS	332747101052301	07–13–99	<.013	<.002	<.001	<.25	<.002
White Rock Lake	Mid-lake	324940096433701	07–30–99	<.013	<.002	<.001	<.25	<.002
Wright Patman Lake	AC	331838094095901	07–15–99	<.013	<.002	<.001	<.25	<.002

Table 3. Summary of soluble pesticides in samples collected from public water-supply reservoirs in Texas, June–July 1999 (only pesticides with one or more detections are shown)

[µg/L, micrograms per liter; MCL, maximum contaminant level; --, not applicable]

Pesticide	Method detection limit (µg/L)	Detection frequency (percent)	Maximum concentration (µg/L)	MCL (µg/L)
Atrazine	0.001	96	1.40	3.0
Deethylatrazine	.002	90	.311	--
Simazine	.005	60	.524	4.0
Metolachlor	.002	58	.287	--
Prometon	.018	40	.142	--
Diuron	.06	35	.76	--
Tebuthiuron	.01	31	.103	--
Diazinon	.002	25	.065	--
Alachlor	.002	10	.286	2.0
Azinphos-methyl	.001	6.3	.033	--
Chlorpyrifos	.002	6.3	.004	--
Fluometuron	.06	6.3	.25	--
Malathion	.005	6.3	.057	--
2,4-D	.11	4.2	.25	70
Parathion-methyl	.006	4.2	.034	--
Dieldrin	.001	2.1	.007	--
Fenuron	.013	2.1	.08	--
Metribuzin	.004	2.1	.017	--
Molinate	.004	2.1	.24	--

Table 4. Concentrations of volatile organic compounds, nitrite plus nitrate, and tritium in public water-supply wells sampled in Texas, November 1999–January 2001

[µg/L, micrograms per liter; mg/L, milligrams per liter; pCi/L, picocuries per liter; <, less than; --, not analyzed; E, estimated]

Local identifier	Station number	Date	MTBE (µg/L)	Benzene (µg/L)	Toluene (µg/L)	Ethylbenzene (µg/L)	Total xylene (µg/L)	<i>o</i> -Xylene (µg/L)	<i>m</i> - and <i>p</i> -Xylene (µg/L)	NO ₂ + NO ₃ (mg/L)	Tritium (pCi/L)
AB-27-37-103	322805102283801	05-17-00	<0.2	<0.2	<0.2	<0.2	<0.2	<0.2	<0.2	1.82	<2.5
AB-27-37-105	322826102280101	05-17-00	<.2	<.2	<.2	<.2	<.2	<.2	<.2	1.50	<2.5
AK-06-52-506	351024101334401	05-04-00	<.2	<.2	<.2	<.2	<.2	<.2	<.2	1.34	<2.5
AP-59-62-403	300259096195001	04-03-00	<.2	<.2	<.2	<.2	<.2	<.2	<.2	.263	<2.5
AP-66-16-407	294903096061401	04-21-00	<.2	<.2	<.2	<.2	<.2	<.2	<.2	.603	<2.5
AR-10-51-408	341229102435401	05-01-00	<.2	<.2	<.2	<.2	<.2	<.2	<.2	1.58	<2.5
AR-24-09-604	335000102545701	05-09-00	<.2	<.2	<.2	<.2	<.2	<.2	<.2	6.44	4.8
AT-58-62-206	300646097193001	12-10-99	<.2	<.2	<.2	<.2	<.2	<.2	<.2	.411	14.7
AU-21-30-389	333612099163101	05-02-00	<.2	<.2	<.2	<.2	<.2	<.2	<.2	10.2	20.8
AX-58-04-604	305718097314401	03-22-00	<.2	<.2	<.2	<.2	<.2	<.2	<.2	7.76	9.6
AX-58-04-623	305624097321101	03-22-00	<.2	<.2	<.2	<.2	<.2	<.2	<.2	<.05	5.8
AY-68-35-105	292842098425001	03-06-00	<.2	<.2	<.2	<.2	<.2	<.2	<.2	1.04	9.9
AZ-57-45-612	301923098225401	04-18-00	<.2	<.2	<.2	<.2	<.2	<.2	<.2	.671	10.6
AZ-57-45-811	301633098252901	03-29-00	<.2	<.2	<.2	<.2	<.2	<.2	<.2	3.28	8.6
BD-16-40-709	332301094061701	01-18-01	<.2	<.2	<.2	<.2	<.2	<.2	<.2	2.16	15.7
BK-73-47-504	291911103124301	12-28-00	<.2	<.2	<.2	<.2	<.2	<.2	<.2	1.41	13.8
BK-73-52-905	290819103312601	12-28-00	<.2	<.2	<.2	<.2	<.2	<.2	<.2	<.047	16.6
BL-11-38-334	342841101155301	05-01-00	<.2	<.2	<.2	<.2	<.2	<.2	<.2	.580	<2.5
BL-11-48-507	341919101035201	05-02-00	<.2	<.2	<.2	<.2	<.2	<.2	<.2	14.6	25.9
BL-12-41-204	342109100570301	05-02-00	<.2	<.2	<.2	<.2	<.2	<.2	<.2	14.9	20.2
BR-41-01-244	315849098552101	04-05-00	<.2	<.2	<.2	<.2	<.2	<.2	<.2	1.31	13.1
BT-57-14-403	304939098202401	03-08-00	<.2	<.2	<.2	<.2	<.2	<.2	<.2	.062	<2.5
BT-57-14-404	304927098211201	03-08-00	<.2	<.2	<.2	<.2	<.2	<.2	<.2	<.05	2.9
BT-57-21-607	304125098224001	03-28-00	<.2	<.2	<.2	<.2	<.2	<.2	<.2	.456	10.9
BT-57-21-608	304121098224201	03-28-00	<.2	<.2	<.2	<.2	<.2	<.2	<.2	.388	7.7
BT-57-23-110	304406098130801	03-29-00	<.2	<.2	<.2	<.2	<.2	<.2	<.2	5.37	12.2
BT-57-30-101	303548098211701	03-01-00	.49	<.2	<.2	<.2	<.2	<.2	<.2	5.18	14.1
BU-67-10-910	294528097464401	03-21-00	<.2	<.2	<.2	<.2	<.2	<.2	<.2	2.57	9.9

Table 4. Concentrations of volatile organic compounds, nitrite plus nitrate, and tritium in public water-supply wells sampled in Texas, November 1999–January 2001—Continued

Local identifier	Station number	Date	MTBE (µg/L)	Benzene (µg/L)	Toluene (µg/L)	Ethylbenzene (µg/L)	Total xylene (µg/L)	<i>o</i> -Xylene (µg/L)	<i>m</i> - and <i>p</i> -Xylene (µg/L)	NO ₂ + NO ₃ (mg/L)	Tritium (pCi/L)
BX-30-55-936	320939099093801	12-18-00	<0.2	<0.2	<0.2	<0.2	<0.2	<0.2	<0.2	6.25	15.7
DA-06-28-202	353704101343701	05-03-00	<.2	<.2	<.2	<.2	<.2	<.2	<.2	1.99	3.2
DL-14-62-604	340406098160701	05-10-00	<.2	<.2	.11	<.2	<.2	<.2	<.2	3.48	20.5
DP-24-18-308	334352102450601	05-09-00	<.2	<.2	<.2	<.2	<.2	<.2	<.2	9.97	4.2
DP-25-24-304	334245103011001	05-08-00	<.2	<.2	<.2	<.2	<.2	<.2	<.2	1.15	<2.5
DU-12-06-609	345658100155501	05-08-00	<.2	<.2	<.2	<.2	<.2	<.2	<.2	8.74	25.9
DX-68-05-621	295520098242301	03-22-00	<.2	<.2	<.2	<.2	<.2	<.2	<.2	1.02	<2.5
DX-68-06-405	295528098222301	03-22-00	<.2	<.2	<.2	<.2	<.2	<.2	<.2	.980	3.8
DY-41-13-307	315105098241401	04-05-00	<.2	<.2	<.2	<.2	<.2	<.2	<.2	7.06	6.4
HH-45-35-505	312715102402201	01-12-00	<.2	<.2	<.2	<.2	<.2	<.2	<.2	1.49	--
HP-12-62-802	340210100184901	05-05-00	<.2	<.2	.12	<.2	<.2	<.2	<.2	9.37	15.0
HS-28-09-404	324810101591201	05-16-00	--	--	--	--	--	--	--	6.50	4.5
HT-07-63-204	350607102103401	05-03-00	<.2	<.2	<.2	<.2	<.2	<.2	<.2	.707	<2.5
HZ-77-34-606	282608099455301	03-28-00	<.2	<.2	<.2	<.2	<.2	<.2	<.2	<.05	<2.5
JA-05-57-613	350254100535501	05-04-00	<.2	<.2	.27	<.2	<.2	<.2	<.2	7.11	14.7
JA-12-12-404	344910100360401	05-02-00	<.2	<.2	<.2	<.2	<.2	<.2	<.2	4.60	12.5
JH-45-05-924	315245102240201	05-25-00	<.2	.11	.11	<.2	<.2	<.2	<.2	7.19	16.3
JL-49-04-116	315757106370201	01-06-00	<.2	<.2	<.2	<.2	<.2	<.2	<.2	<.05	17.3
JL-49-04-423	315708106362301	01-03-00	<.2	<.2	<.2	<.2	<.2	<.2	<.2	<.05	8.0
JL-49-04-428	315517106361401	01-06-00	<.2	<.2	<.2	<.2	<.2	<.2	<.2	<.05	39.7
JL-49-04-492	315623106360601	01-06-00	<.2	<.2	<.2	<.2	<.2	<.2	<.2	<.05	45.4
JL-49-22-626	314145106163601	01-04-00	<.2	<.2	<.2	<.2	<.2	<.2	<.2	.184	<2.5
JL-49-24-423	314107106063301	01-07-00	<.2	<.2	<.2	<.2	<.2	<.2	<.2	11.4	12.8
JL-49-40-502	312648106044701	01-04-00	<.2	<.2	<.2	<.2	<.2	<.2	<.2	<.05	<2.5
JY-65-26-520	293314095474702	04-03-00	<.2	<.2	<.2	<.2	<.2	<.2	<.2	<.05	<2.5
KD-27-01-612	325523102542701	05-22-00	<.2	<.2	<.2	<.2	<.2	<.2	<.2	2.66	<2.5
KK-57-42-709	301545098502801	07-06-00	<.2	<.2	<.2	<.2	<.2	<.2	<.2	.459	<2.5
KK-57-50-325	301357098471901	03-28-00	<.2	<.2	<.2	<.2	<.2	<.2	<.2	2.40	3.8
KK-57-51-303	301411098383101	03-21-00	<.2	<.2	<.2	<.2	<.2	<.2	<.2	2.63	10.2
KK-57-52-107	301430098363401	03-21-00	<.2	<.2	<.2	<.2	<.2	<.2	<.2	1.31	4.8

Table 4. Concentrations of volatile organic compounds, nitrite plus nitrate, and tritium in public water-supply wells sampled in Texas, November 1999–January 2001—Continued

Local identifier	Station number	Date	MTBE (µg/L)	Benzene (µg/L)	Toluene (µg/L)	Ethylbenzene (µg/L)	Total xylene (µg/L)	<i>o</i> -Xylene (µg/L)	<i>m</i> - and <i>p</i> -Xylene (µg/L)	NO ₂ + NO ₃ (mg/L)	Tritium (pCi/L)
KP-79-23-101	284256097125001	02-29-00	<0.2	<0.2	<0.2	<0.2	<0.2	<0.2	<0.2	<0.05	<2.5
KS-05-52-105	351428100352601	05-04-00	<.2	<.2	.22	<.2	<.2	<.2	<.2	11.4	29.8
KT-18-11-405	334844096435701	04-19-00	<.2	<.2	<.2	<.2	<.2	<.2	<.2	1.19	17.9
KT-18-11-406	334840096434001	04-19-00	<.2	<.2	<.2	<.2	<.2	<.2	<.2	2.10	16.0
KT-18-28-703	333039096362901	04-19-00	<.2	<.2	<.2	<.2	<.2	<.2	<.2	<.05	<2.5
KY-11-49-512	341116101574601	05-04-00	<.2	<.2	<.2	<.2	<.2	<.2	<.2	2.21	7.7
KY-11-51-416	341032101423801	05-04-00	<.2	<.2	<.2	<.2	<.2	<.2	<.2	2.20	7.0
KY-11-57-602	340345101531801	05-03-00	<.2	<.2	<.2	<.2	<.2	<.2	<.2	8.09	35.5
KZ-12-19-104	344234100431601	05-09-00	<.2	<.2	.10	<.2	<.2	<.2	<.2	16.0	20.5
LD-13-44-907	341523099305701	12-19-00	<.2	<.2	<.2	<.2	<.2	<.2	<.2	11.3	20.2
LJ-60-64-807	300149095045001	05-04-00	<.2	<.2	<.2	<.2	<.2	<.2	<.2	<.05	<2.5
LP-21-49-317	331233099545201	05-01-00	<.2	<.2	<.2	<.2	<.2	<.2	<.2	11.2	37.4
LR-67-09-112	295137097585801	03-21-00	<.2	<.2	<.2	<.2	<.2	<.2	<.2	1.63	7.4
LX-24-15-612	334857102092301	05-11-00	<.2	<.2	<.2	<.2	<.2	<.2	<.2	8.04	21.1
LX-24-29-306	333536102223101	05-09-00	<.2	<.2	.23	.16	.88	.30	.58	5.81	<2.5
LX-24-37-405	332714102285401	05-16-00	<.2	<.2	<.2	<.2	<.2	<.2	<.2	4.91	18.9
LX-24-40-405	332624102072901	05-17-00	<.2	<.2	<.2	<.2	<.2	<.2	<.2	6.78	<2.5
LY-32-26-706	323204097500301	03-22-00	<.2	<.2	<.2	<.2	<.2	<.2	<.2	<.05	13.4
LY-32-34-208	322958097481301	03-21-00	<.2	<.2	<.2	<.2	<.2	<.2	<.2	<.05	9.0
LY-32-34-303	322928097461701	04-03-00	<.2	<.2	<.2	<.2	<.2	<.2	<.2	<.05	<2.5
LY-32-34-510	322537097485701	03-21-00	<.2	<.2	<.2	<.2	<.2	<.2	<.2	<.05	<2.5
LY-32-34-609	322626097454801	03-21-00	<.2	<.2	<.2	<.2	<.2	<.2	<.2	.404	2.9
PB-28-62-105	320649101215501	04-26-00	<.2	<.2	<.2	<.2	<.2	<.2	<.2	3.31	<2.5
PK-43-50-216	311422100490201	12-20-00	<.2	<.2	<.2	<.2	<.2	<.2	<.2	2.28	6.4
PS-52-02-404	305502103504101	01-10-00	<.2	<.2	<.2	<.2	<.2	<.2	<.2	1.10	17.6
PU-84-43-504	271841098402801	04-04-00	<.2	<.2	<.2	<.2	<.2	<.2	<.2	3.17	<2.5
PX-32-47-109	322201097141601	03-20-00	<.2	<.2	<.2	<.2	<.2	<.2	<.2	<.05	--
PZ-79-10-807	284713097493901	02-23-00	<.2	<.2	<.2	<.2	<.2	<.2	<.2	1.44	<2.5
RS-21-35-103	332854099441101	05-01-00	<.2	<.2	<.2	<.2	<.2	<.2	<.2	9.53	21.8
RU-10-53-312	341418102243401	05-02-00	<.2	<.2	<.2	<.2	<.2	<.2	<.2	4.72	69.1

Table 4. Concentrations of volatile organic compounds, nitrite plus nitrate, and tritium in public water-supply wells sampled in Texas, November 1999–January 2001—Continued

Local identifier	Station number	Date	MTBE (µg/L)	Benzene (µg/L)	Toluene (µg/L)	Ethylbenzene (µg/L)	Total xylene (µg/L)	<i>o</i> -Xylene (µg/L)	<i>m</i> - and <i>p</i> -Xylene (µg/L)	NO ₂ + NO ₃ (mg/L)	Tritium (pCi/L)
RU-10-60-606	340427102302801	05-02-00	<0.2	<0.2	<0.2	<0.2	<0.2	<0.2	<0.2	7.14	7.7
RW-41-63-520	310238098104001	03-23-00	<.2	<.2	1.2	<.2	<.2	<.2	<.2	<.05	2.6
SK-57-19-201	304323098421701	03-08-00	<.2	<.2	<.2	<.2	<.2	<.2	<.2	2.55	<2.5
SK-57-34-201	303001098485201	03-09-00	<.2	<.2	<.2	<.2	<.2	<.2	<.2	.120	6.7
SP-23-17-417	334043101585701	05-10-00	<.2	<.2	<.2	<.2	<.2	<.2	<.2	2.65	66.9
SP-23-18-107	334306101504101	05-10-00	<.2	<.2	<.2	<.2	<.2	<.2	<.2	11.9	8.6
SP-23-19-812	333955101404601	05-10-00	<.2	<.2	<.2	<.2	<.2	<.2	<.2	1.64	<2.5
SP-24-24-214	334419102045201	05-18-00	<.2	<.2	<.2	<.2	<.2	<.2	<.2	3.96	62.1
SR-23-41-602	331933101543701	05-15-00	<.2	.53	<.2	<.2	<.2	<.2	<.2	7.52	<2.5
SS-42-52-504	311202099321401	03-01-00	<.2	<.2	<.2	<.2	<.2	<.2	<.2	<.05	<2.5
ST-40-39-304	312745097083301	03-23-00	<.2	<.2	<.2	<.2	<.2	<.2	<.2	<.05	<2.5
SY-27-39-505	322555102105501	05-24-00	<.2	<.2	<.2	<.2	<.2	<.2	<.2	1.66	<2.5
SY-28-42-803	321619101495001	05-23-00	<.2	<.2	<.2	<.2	<.2	<.2	<.2	7.12	<2.5
SY-28-50-908	320816101474601	05-23-00	<.2	<.2	<.2	<.2	<.2	<.2	<.2	10.2	17.3
TB-76-03-605	285657100373801	03-28-00	<.2	<.2	<.2	<.2	<.2	<.2	<.2	1.40	8.6
TJ-27-63-712	320143102123101	12-20-00	<.2	<.2	<.2	<.2	<.2	<.2	<.2	5.33	3.8
TJ-28-57-702	320221101594901	05-25-00	<.2	<.2	<.2	<.2	<.2	<.2	<.2	8.91	3.8
TJ-28-57-903	320010101523701	05-23-00	<.2	<.2	<.2	<.2	<.2	<.2	<.2	3.63	<2.5
TJ-45-07-407	315643102131101	05-24-00	<.2	<.2	<.2	<.2	<.2	<.2	<.2	3.81	<2.5
TJ-45-07-606	315702102075401	05-25-00	<.2	<.2	<.2	<.2	<.2	<.2	<.2	1.91	15.4
TS-60-36-510	302701095331201	04-20-00	<.2	<.2	<.2	<.2	<.2	<.2	<.2	<.05	<2.5
TW-22-02-714	335416100502101	05-05-00	<.2	<.2	.13	<.2	<.2	<.2	<.2	1.49	12.5
TW-22-02-716	335449100513101	12-19-00	<.2	<.2	<.2	<.2	<.2	<.2	<.2	E.033	12.8
UJ-62-49-712	300906093585201	04-28-00	<.2	<.2	<.2	<.2	<.2	<.2	<.2	<.05	<2.5
UK-31-05-501	325545098255501	03-22-00	<.2	<.2	.45	<.2	<.2	<.2	<.2	3.46	15.4
UK-31-24-501	324210098034701	03-22-00	<.2	<.2	<.2	<.2	<.2	<.2	<.2	5.63	13.8
UL-35-48-202	322207094034501	04-25-00	<.2	<.2	<.2	<.2	<.2	<.2	<.2	<.05	<2.5
UP-32-10-604	324926097455001	02-09-00	<.2	<.2	<.2	<.2	<.2	<.2	<.2	7.56	12.8
UP-32-11-103	325005097440101	02-09-00	<.2	<.2	<.2	<.2	<.2	<.2	<.2	2.23	4.2
UP-32-11-709	324649097442001	02-09-00	<.2	<.2	<.2	<.2	<.2	<.2	<.2	.816	12.8

Table 4. Concentrations of volatile organic compounds, nitrite plus nitrate, and tritium in public water-supply wells sampled in Texas, November 1999–January 2001—Continued

Local identifier	Station number	Date	MTBE (µg/L)	Benzene (µg/L)	Toluene (µg/L)	Ethylbenzene (µg/L)	Total xylene (µg/L)	<i>o</i> -Xylene (µg/L)	<i>m</i> - and <i>p</i> -Xylene (µg/L)	NO ₂ + NO ₃ (mg/L)	Tritium (pCi/L)
UP-32-11-801	324548097411701	02-10-00	<0.2	<0.2	<0.2	<0.2	<0.2	<0.2	<0.2	0.126	8.0
UP-32-25-602	323439097524301	02-09-00	<.2	<.2	<.2	<.2	<.2	<.2	<.2	1.69	13.1
UP-32-28-403	323356097361801	04-10-00	<.2	<.2	<.2	<.2	<.2	<.2	<.2	<.05	<2.5
US-53-08-601	305723102015801	03-14-00	<.2	<.2	<.2	<.2	<.2	<.2	<.2	1.38	<2.5
US-54-18-503	304131101492401	03-14-00	<.2	<.2	<.2	<.2	<.2	<.2	<.2	2.66	8.0
UT-60-24-110	304251095060001	04-26-00	<.2	<.2	<.2	<.2	<.2	<.2	<.2	<.05	<2.5
UY-07-64-914	350224102020301	05-03-00	<.2	<.2	<.2	<.2	<.2	<.2	<.2	3.18	15.7
UZ-44-37-505	312656101265101	01-13-00	<.2	<.2	<.2	<.2	<.2	<.2	<.2	4.31	2.6
WB-16-18-704	333942094503001	04-26-00	<.2	<.2	<.2	<.2	<.2	<.2	<.2	.475	12.5
WD-46-46-210	312041103174201	01-11-00	<.2	<.2	<.2	<.2	<.2	<.2	<.2	2.93	--
WK-39-51-801	310956096402901	04-20-00	<.2	<.2	.14	<.2	<.2	<.2	<.2	<.05	<2.5
WP-43-31-211	313551100110801	04-25-00	<.2	<.2	<.2	<.2	<.2	<.2	<.2	9.70	7.7
WT-37-31-706	313110094131201	04-27-00	<.2	<.2	<.2	<.2	<.2	<.2	<.2	<.05	<2.5
XH-34-37-312	322832095245401	04-25-00	<.2	<.2	<.2	<.2	<.2	<.2	<.2	<.05	<2.5
XP-43-09-119	315033100584001	04-26-00	<.2	<.1	<.1	<.1	--	<.1	<.2	2.38	<2.5
XR-22-54-201	331310100180801	05-01-00	<.2	<.2	<.2	<.2	<.2	<.2	<.2	3.29	25.3
XT-11-26-923	343046101463701	05-01-00	<.2	<.2	<.2	<.2	<.2	<.2	<.2	1.49	9.9
XU-32-04-604	325525097304801	01-05-00	<.2	<.2	<.2	<.2	<.2	<.2	<.2	.604	<2.5
XU-32-04-605	325525097304802	01-05-00	<.2	<.2	<.2	<.2	<.2	<.2	<.2	1.62	17.9
XU-32-05-805	325335097272401	04-03-00	<.2	<.2	<.2	<.2	<.2	<.2	<.2	1.25	3.8
XU-32-12-307	325101097313101	03-23-00	<.2	<.2	<.2	<.2	<.2	<.2	<.2	<.05	17.6
XU-32-13-405	324901097284701	01-24-00	<.2	<.2	<.2	<.2	<.2	<.2	<.2	.147	13.1
XU-32-13-503	324816097272401	01-24-00	<.2	<.2	<.2	<.2	<.2	<.2	<.2	<.05	<2.5
XU-32-23-701	323911097131001	03-20-00	<.2	<.2	<.2	<.2	<.2	<.2	<.2	<.05	<2.5
XY-24-54-606	331112102160201	05-17-00	<.2	<.2	<.2	<.2	<.2	<.2	<.2	5.41	<2.5
YB-43-19-701	313943100425301	01-14-00	<.2	<.2	<.2	<.2	<.2	<.2	<.2	4.07	9.9
YB-43-27-201	313638100400201	01-14-00	<.2	<.2	<.2	<.2	<.2	<.2	<.2	2.49	--
YB-43-44-102	312003100370101	01-14-00	<.2	<.2	<.2	<.2	<.2	<.2	<.2	.231	13.8
YD-57-40-703	302306098050701	04-19-00	<.2	<.2	.12	<.2	<.2	<.2	<.2	<.05	<2.5
YD-58-50-830	300938097490601	11-03-99	<.2	<.2	<.2	<.2	<.2	<.2	<.2	--	<2.5

Table 4. Concentrations of volatile organic compounds, nitrite plus nitrate, and tritium in public water-supply wells sampled in Texas, November 1999–January 2001—Continued

Local identifier	Station number	Date	MTBE (µg/L)	Benzene (µg/L)	Toluene (µg/L)	Ethylbenzene (µg/L)	Total xylene (µg/L)	<i>o</i> -Xylene (µg/L)	<i>m</i> - and <i>p</i> -Xylene (µg/L)	NO ₂ + NO ₃ (mg/L)	Tritium (pCi/L)
YD-58-52-304	301305097314601	04-27-00	E0.12	<.2	<.2	<.2	<.2	<.2	<.2	3.26	11.2
YH-60-13-308	305125095225701	01-19-01	<.2	<.2	<.2	<.2	<.2	<.2	<.2	.218	13.8
YP-69-27-107	293652099442501	10-19-00	<.2	<.2	<.2	<.2	<.2	<.2	<.2	.334	9.6
YP-69-27-402	293450099433701	10-19-00	<.2	<.2	<.2	<.2	<.2	<.2	<.2	.205	9.0
YP-69-27-704	293037099430301	10-18-00	<.2	<.2	<.2	<.2	<.2	<.2	<.2	1.67	9.9
YP-69-28-303	293644099314601	10-18-00	<.2	<.2	<.2	<.2	<.2	<.2	<.2	.081	7.4
YT-79-24-101	284431097071801	02-29-00	<.2	<.2	<.2	<.2	<.2	<.2	<.2	.281	<2.5
YX-46-32-625	313252103010301	01-11-00	<.2	<.2	<.2	<.2	<.2	<.2	<.2	1.15	<2.5
YX-46-40-311	312848103012901	01-11-00	<.2	<.2	<.2	<.2	<.2	<.2	<.2	1.06	<2.5
YY-59-54-902	300824096152400	04-19-00	<.2	<.2	<.2	<.2	<.2	<.2	<.2	<.05	<2.5
ZB-05-29-819	353215100261201	05-10-00	<.2	<.2	.11	<.2	<.2	<.2	<.2	2.75	2.9
ZB-05-38-512	352709100182901	05-08-00	<.2	<.2	<.2	<.2	<.2	<.2	<.2	12.6	8.6
ZH-13-46-414	341848099222501	05-09-00	<.2	<.2	<.2	<.2	<.2	<.2	<.2	14.2	34.6
ZH-13-61-620	340451099224401	12-19-00	<.2	<.2	<.2	<.2	<.2	<.2	<.2	23.0	19.2
ZK-58-19-620	304151097390301	03-30-00	<.2	<.2	<.2	<.2	<.2	<.2	<.2	2.30	11.8
ZK-58-19-804	303809097404701	03-30-00	<.2	<.2	<.2	<.2	<.2	<.2	<.2	3.28	9.6
ZK-58-19-805	303859097400901	03-30-00	<.2	<.2	<.2	<.2	<.2	<.2	<.2	3.32	11.2
ZK-58-27-819	303117097421301	04-18-00	<.2	<.2	<.2	<.2	<.2	<.2	<.2	1.78	10.6
ZP-46-16-102	315042103054301	01-12-00	<.2	<.2	<.2	<.2	<.2	<.2	<.2	7.22	--
ZR-19-42-612	331902097472301	04-04-00	<.2	<.2	<.2	<.2	<.2	<.2	<.2	2.08	<2.5
ZR-19-51-801	330906097411701	04-04-00	<.2	<.2	<.2	<.2	<.2	<.2	<.2	11.2	6.4
ZR-19-51-805	330839097412401	04-04-00	<.2	<.2	<.2	<.2	<.2	<.2	<.2	.360	<2.5
ZR-19-61-705	330014097285401	01-25-00	<.2	<.2	<.2	<.2	<.2	<.2	<.2	.337	3.8
ZT-24-50-403	331051102511901	05-17-00	<.2	<.2	<.2	<.2	<.2	<.2	<.2	3.21	4.5
ZT-27-02-103	325819102501601	05-23-00	<.2	<.2	<.2	<.2	<.2	<.2	<.2	6.48	6.4
ZT-27-02-105	325819102503701	05-23-00	<.2	<.2	<.2	<.2	<.2	<.2	<.2	.747	--

Table 5. Concentrations of soluble pesticides in public water-supply wells sampled in Texas, November 1999–January 2001

[µg/L, micrograms per liter; <, less than; E, estimated; --, not analyzed]

Local identifier	Station number	Date	Aceto-chlor (µg/L)	Aci-fluorfen (µg/L)	Ala-chlor (µg/L)	Aldi-carb (µg/L)	Aldicarb sulfone (µg/L)	Aldicarb sulfoxide (µg/L)	alpha-BHC (µg/L)	Atra-zine (µg/L)	Azinphos-methyl (µg/L)
AB-27-37-103	322805102283801	05-17-00	<0.002	<0.09	<0.002	<0.21	<0.1	<0.021	<0.002	<0.001	<0.001
AB-27-37-105	322826102280101	05-17-00	<.002	<.09	<.002	<.21	<.1	<.021	<.002	<.001	<.001
AK-06-52-506	351024101334401	05-04-00	<.002	<.09	<.002	<61.3	<.24	<.021	<.002	<.001	<.001
AP-59-62-403	300259096195001	04-03-00	<.002	<.09	<.002	<.21	<.12	<.021	<.002	<.001	<.001
AP-66-16-407	294903096061401	04-21-00	<.002	<.09	<.002	<.21	<.1	<.021	<.002	<.001	<.001
AR-10-51-408	341229102435401	05-01-00	<.002	<.09	<.002	<.35	<.1	<.021	<.002	<.001	<.001
AR-24-09-604	335000102545701	05-09-00	<.002	<.09	<.002	<.6	<.125	<.021	<.002	<.001	<.001
AT-58-62-206	300646097193001	12-10-99	<.002	<.09	<.002	<.21	<.1	<.021	<.002	.019	<.001
AU-21-30-389	333612099163101	05-02-00	<.002	<.09	<.002	<.21	<.1	<.021	<.002	<.001	<.001
AX-58-04-604	305718097314401	03-22-00	<.002	<.09	<.002	<.21	<.1	<.15	<.002	.015	<.001
AX-58-04-623	305624097321101	03-22-00	<.002	<.09	<.002	<.4	<.1	<.021	<.002	<.001	<.001
AY-68-35-105	292842098425001	03-06-00	<.002	<.09	<.002	<.21	<.1	<.021	<.002	<.001	<.01
AZ-57-45-612	301923098225401	04-18-00	<.002	<.09	<.002	<.54	<.1	<.021	<.002	<.001	<.001
AZ-57-45-811	301633098252901	03-29-00	<.002	<.09	<.002	<.4	<.1	<.021	<.002	<.001	<.001
BD-16-40-709	332301094061701	01-18-01	<.0041	<.05	<.0024	<.21	<.26	<.021	<.0046	<.007	<.05
BK-73-47-504	291911103124301	12-28-00	<.0041	<.05	<.0024	<.21	<.26	<.021	<.0046	<.007	<.05
BK-73-52-905	290819103312601	12-28-00	<.0041	<.05	<.0024	<.21	<.26	<.021	<.0046	<.007	<.05
BL-11-38-334	342841101155301	05-01-00	<.002	<.09	<.002	<.31	<.1	<.021	<.002	<.001	<.001
BL-11-48-507	341919101035201	05-02-00	<.002	<.09	<.002	<.21	<.1	<.021	<.002	<.001	<.001
BL-12-41-204	342109100570301	05-02-00	<.002	<.09	<.002	<.21	<.1	<.021	<.002	<.001	<.001
BR-41-01-244	315849098552101	04-05-00	<.002	<.09	<.002	<.21	<.1	<.021	<.002	<.001	<.001
BT-57-14-403	304939098202401	03-08-00	<.002	<.09	<.002	<.39	<.1	<.021	<.002	<.001	<.01
BT-57-14-404	304927098211201	03-08-00	<.002	<.09	<.002	<.21	<.1	<.21	<.002	<.001	<.001
BT-57-21-607	304125098224001	03-28-00	<.002	<.09	<.002	<.35	<.1	<.021	<.002	<.001	<.001
BT-57-21-608	304121098224201	03-28-00	<.002	<.09	<.002	<.24	<.1	<.021	<.002	<.001	<.001
BT-57-23-110	304406098130801	03-29-00	<.002	<.09	<.002	<.58	<.1	<.021	<.002	.005	<.001
BT-57-30-101	303548098211701	03-01-00	<.002	<.09	<.002	<.42	<.1	<.021	<.002	.017	<.01
BU-67-10-910	294528097464401	03-21-00	<.002	<.09	.006	<.76	<.1	<.021	<.002	.414	<.001

Table 5. Concentrations of soluble pesticides in public water-supply wells sampled in Texas, November 1999–January 2001—Continued

Local identifier	Station number	Date	Aceto-chlor (µg/L)	Aci-fluorfen (µg/L)	Ala-chlor (µg/L)	Aldi-carb (µg/L)	Aldicarb sulfone (µg/L)	Aldicarb sulfoxide (µg/L)	<i>alpha</i> -BHC (µg/L)	Atra-zine (µg/L)	Azinphos-methyl (µg/L)
BX-30-55-936	320939099093801	12-18-00	<0.0041	<0.05	<0.0024	<0.21	<0.2	<0.021	<0.0046	<0.007	<0.05
DA-06-28-202	353704101343701	05-03-00	<.002	<.09	<.002	<.21	<.1	<.021	<.002	<.001	<.001
DL-14-62-604	340406098160701	05-10-00	<.002	<.09	<.002	<.27	<.1	<.021	<.002	<.001	<.001
DP-24-18-308	334352102450601	05-09-00	<.002	<.09	<.002	<.88	<.1	<.021	<.002	<.001	<.001
DP-25-24-304	334245103011001	05-08-00	<.002	<.09	<.002	<.59	<.1	<.021	<.002	<.001	<.001
DU-12-06-609	345658100155501	05-08-00	<.002	<.09	<.002	<.21	<.1	<.021	<.002	<.001	<.001
DX-68-05-621	295520098242301	03-22-00	<.002	<.09	<.002	<.21	<.1	<.021	<.002	<.001	<.001
DX-68-06-405	295528098222301	03-22-00	<.002	<.09	<.002	<.41	<.1	<.021	<.002	<.001	<.001
DY-41-13-307	315105098241401	04-05-00	<.002	<.09	<.002	<.21	<.1	<.021	<.002	E.002	<.001
HH-45-35-505	312715102402201	01-12-00	<.002	<.09	<.002	<.71	<.1	<.021	<.002	<.001	<.001
HP-12-62-802	340210100184901	05-05-00	<.002	<.09	<.002	--	--	--	<.002	.009	<.001
HS-28-09-404	324810101591201	05-16-00	<.002	<.09	<.002	<.21	<.1	<.021	<.002	<.001	<.001
HT-07-63-204	350607102103401	05-03-00	<.002	<.09	<.002	<.66	<.1	<.021	<.002	<.001	<.001
HZ-77-34-606	282608099455301	03-28-00	<.002	<.09	<.002	<.76	<.1	<.021	<.002	<.001	<.001
JA-05-57-613	350254100535501	05-04-00	<.002	<.09	<.002	<.21	<.1	<.021	<.002	<.001	<.001
JA-12-12-404	344910100360401	05-02-00	<.002	<.09	<.002	<.21	<.1	<.021	<.002	<.001	<.001
JH-45-05-924	315245102240201	05-25-00	<.002	<.09	<.002	<.21	<.1	<.021	<.002	<.001	<.001
JL-49-04-116	315757106370201	01-06-00	<.002	<.09	<.002	<.22	<.1	<.021	<.002	<.001	<.001
JL-49-04-423	315708106362301	01-03-00	<.002	<.09	<.002	<.21	<.1	<.021	<.002	<.001	<.001
JL-49-04-428	315517106361401	01-06-00	<.002	<.09	<.002	<.76	<.1	<.021	<.002	<.001	<.001
JL-49-04-492	315623106360601	01-06-00	<.002	<.09	<.002	<.4	<.1	<.021	<.002	<.001	<.001
JL-49-22-626	314145106163601	01-04-00	<.002	<.09	<.002	<.53	<.1	<.021	<.002	<.001	<.001
JL-49-24-423	314107106063301	01-07-00	<.002	<.09	<.002	<.47	<.1	<.021	<.002	<.001	<.001
JL-49-40-502	312648106044701	01-04-00	<.002	<.09	<.002	<.36	<.1	<.021	<.002	<.001	<.001
JY-65-26-520	293314095474702	04-03-00	<.002	<.09	<.002	<.21	<.1	<.021	<.002	<.001	<.001
KD-27-01-612	325523102542701	05-22-00	<.002	<.09	<.002	<.21	<.1	<.021	<.002	<.001	<.001
KK-57-42-709	301545098502801	07-06-00	<.002	<.09	<.002	<.21	<.1	<.021	<.002	<.001	<.001
KK-57-50-325	301357098471901	03-28-00	<.002	<.09	<.002	<.21	<.1	<.021	<.002	.006	<.001
KK-57-51-303	301411098383101	03-21-00	<.002	<.09	<.002	<.62	<.1	<.16	<.002	.019	<.001
KK-57-52-107	301430098363401	03-21-00	<.002	<.09	<.002	<.21	<.1	<.021	<.002	<.001	<.001

Table 5. Concentrations of soluble pesticides in public water-supply wells sampled in Texas, November 1999–January 2001—Continued

Local identifier	Station number	Date	Aceto-chlor (µg/L)	Aci-fluorfen (µg/L)	Ala-chlor (µg/L)	Aldi-carb (µg/L)	Aldicarb sulfone (µg/L)	Aldicarb sulfoxide (µg/L)	alpha-BHC (µg/L)	Atra-zine (µg/L)	Azinphos-methyl (µg/L)
KP-79-23-101	284256097125001	02-29-00	<0.002	<0.09	<0.002	<0.37	<0.1	<0.021	<0.002	<0.001	<0.01
KS-05-52-105	351428100352601	05-04-00	<.002	<.09	<.002	<.21	<.1	<.021	<.002	<.001	<.001
KT-18-11-405	334844096435701	04-19-00	<.002	<.09	<.002	<.25	<.1	<.021	<.002	<.001	<.001
KT-18-11-406	334840096434001	04-19-00	<.002	<.09	<.002	<.25	<.1	<.021	<.002	.013	<.001
KT-18-28-703	333039096362901	04-19-00	<.002	<.09	<.002	<.21	<.1	<.021	<.002	<.001	<.001
KY-11-49-512	341116101574601	05-04-00	<.002	<.09	<.002	<.21	<.1	<.021	<.002	.076	<.001
KY-11-51-416	341032101423801	05-04-00	<.002	<.09	<.002	<.21	<.1	<.021	<.002	1.54	<.001
KY-11-57-602	340345101531801	05-03-00	<.002	<.09	<.002	<.58	<.1	<.021	<.002	<.001	<.001
KZ-12-19-104	344234100431601	05-09-00	<.002	<1.62	<.002	<.21	<.1	<.12	<.002	<.001	<.001
LD-13-44-907	341523099305701	12-19-00	<.0041	<.05	<.0024	<.21	<.2	<.021	<.0046	.027	<.05
LJ-60-64-807	300149095045001	05-04-00	<.002	<.09	<.002	<.21	<.1	<.021	<.002	<.001	<.001
LP-21-49-317	331233099545201	05-01-00	<.002	<.09	<.002	<.21	<.1	<.021	<.002	<.001	<.001
LR-67-09-112	295137097585801	03-21-00	<.002	<.09	<.002	<1.3	<.1	<.021	<.002	<.001	<.001
LX-24-15-612	334857102092301	05-11-00	<.002	<.09	<.002	<.21	<.1	<.12	<.002	<.001	<.001
LX-24-29-306	333536102223101	05-09-00	<.002	<.09	<.002	<.75	<.1	<.021	<.002	.018	<.001
LX-24-37-405	332714102285401	05-16-00	<.002	<.09	<.002	<.21	<.1	<.021	<.002	<.001	<.001
LX-24-40-405	332624102072901	05-17-00	<.002	<.09	<.002	<.21	<.1	<.021	<.002	<.001	<.001
LY-32-26-706	323204097500301	03-22-00	<.002	<.09	<.002	<.21	<.1	<.021	<.002	<.001	<.001
LY-32-34-208	322958097481301	03-21-00	<.002	<.09	<.002	<.21	<.1	<.021	<.002	<.001	<.001
LY-32-34-303	322928097461701	04-03-00	<.002	<.09	<.002	<.21	<.1	<.021	<.002	<.001	<.001
LY-32-34-510	322537097485701	03-21-00	<.002	<.09	<.002	<.21	<.1	<.021	<.002	<.001	<.001
LY-32-34-609	322626097454801	03-21-00	<.002	<.09	<.002	<.21	<.1	<.021	<.002	<.001	<.001
PB-28-62-105	320649101215501	04-26-00	<.002	<.09	<.002	<.21	<.1	<.021	<.002	<.001	<.001
PK-43-50-216	311422100490201	12-20-00	<.0041	<.05	<.0024	<.21	<.2	<.021	<.0046	<.007	<.05
PS-52-02-404	305502103504101	01-10-00	<.002	<.09	<.002	<.54	<.1	<.021	<.002	<.001	<.001
PU-84-43-504	271841098402801	04-04-00	<.002	<.09	<.002	<1.01	<.1	<.15	<.002	<.001	<.001
PX-32-47-109	322201097141601	03-20-00	<.002	<.09	<.002	<.21	<.1	<.021	<.002	<.001	<.001
PZ-79-10-807	284713097493901	02-23-00	<.002	<.09	<.002	<.21	<.1	<.021	<.002	<.001	<.01
RS-21-35-103	332854099441101	05-01-00	<.002	<.09	<.002	<.21	<.1	<.021	<.002	<.001	<.001
RU-10-53-312	341418102243401	05-02-00	<.002	<.09	<.002	<.21	<.1	<.021	<.002	<.001	<.001

Table 5. Concentrations of soluble pesticides in public water-supply wells sampled in Texas, November 1999–January 2001—Continued

Local identifier	Station number	Date	Aceto-chlor (µg/L)	Aci-fluorfen (µg/L)	Ala-chlor (µg/L)	Aldi-carb (µg/L)	Aldicarb sulfone (µg/L)	Aldicarb sulfoxide (µg/L)	<i>alpha</i> -BHC (µg/L)	Atra-zine (µg/L)	Azinphos-methyl (µg/L)
RU-10-60-606	340427102302801	05-02-00	<0.002	<0.09	<0.002	<0.56	<0.1	<0.021	<0.002	<0.001	<0.001
RW-41-63-520	310238098104001	03-23-00	<.002	<.09	<.002	<.68	<.1	<.13	<.002	<.001	<.001
SK-57-19-201	304323098421701	03-08-00	<.002	<.09	<.002	<.86	<.1	<.021	<.002	<.001	<.01
SK-57-34-201	303001098485201	03-09-00	<.002	<.09	<.002	<.21	<.1	<.021	<.002	<.001	<.001
SP-23-17-417	334043101585701	05-10-00	<.002	<.09	<.002	<.21	<.1	<.021	<.002	.017	<.001
SP-23-18-107	334306101504101	05-10-00	<.002	<.09	<.002	<.21	<.1	<.19	<.002	.029	<.001
SP-23-19-812	333955101404601	05-10-00	<.002	<.09	<.002	<.42	<.1	<.021	<.002	<.001	<.001
SP-24-24-214	334419102045201	05-18-00	<.002	<.09	<.002	<.21	<.1	<.021	<.002	<.001	<.001
SR-23-41-602	331933101543701	05-15-00	<.002	<.09	<.002	<.22	<308.36	<.021	<.002	.215	<.001
SS-42-52-504	311202099321401	03-01-00	<.002	<.09	<.002	<.21	<.1	<.021	<.002	<.001	<.01
ST-40-39-304	312745097083301	03-23-00	<.002	<.09	<.002	<.36	<.1	<.021	<.002	<.001	<.001
SY-27-39-505	322555102105501	05-24-00	<.002	<.09	<.002	<.44	<.1	<.16	<.002	<.001	<.001
SY-28-42-803	321619101495001	05-23-00	<.002	<.09	<.002	<.21	<.1	<.021	<.002	<.001	<.001
SY-28-50-908	320816101474601	05-23-00	<.002	<.09	<.002	<.21	<.1	<.09	<.002	<.001	<.001
TB-76-03-605	285657100373801	03-28-00	<.002	<.09	<.002	<.23	<.13	<.021	<.002	<.001	<.001
TJ-27-63-712	320143102123101	12-20-00	<.0041	<.05	<.0024	<.21	<.2	<.021	<.0046	<.007	<.05
TJ-28-57-702	320221101594901	05-25-00	<.002	<.09	<.002	<.21	<.1	<.021	<.002	<.001	<.001
TJ-28-57-903	320010101523701	05-23-00	<.002	<.09	<.002	<.21	<.1	<.021	<.002	<.001	<.001
TJ-45-07-407	315643102131101	05-24-00	<.002	<.09	<.002	<.21	<.1	<.021	<.002	<.001	<.001
TJ-45-07-606	315702102075401	05-25-00	<.002	<.09	<.002	<.21	<.1	<.021	<.002	<.001	<.001
TS-60-36-510	302701095331201	04-20-00	<.002	<.09	<.002	<.21	<.1	<.021	<.002	<.001	<.001
TW-22-02-714	335416100502101	05-05-00	<.002	<.09	<.002	<.21	<.1	<.021	<.002	<.001	<.001
TW-22-02-716	335449100513101	12-19-00	<.0041	<.05	<.0024	<.21	<.2	<.021	<.0046	<.007	<.05
UJ-62-49-712	300906093585201	04-28-00	<.002	<.09	<.002	<.21	<.1	<.021	<.002	<.001	<.001
UK-31-05-501	325545098255501	03-22-00	<.002	<.09	<.002	<.21	<.1	<.12	<.002	.006	<.001
UK-31-24-501	324210098034701	03-22-00	<.002	<.09	<.002	<.33	<.1	<.021	<.002	<.001	<.001
UL-35-48-202	322207094034501	04-25-00	<.002	<.09	<.002	<.21	<.1	<.021	<.002	<.001	<.001
UP-32-10-604	324926097455001	02-09-00	<.002	<.09	<.002	<.21	<.1	<.021	<.002	<.001	<.001
UP-32-11-103	325005097440101	02-09-00	<.002	<.09	<.002	<.21	<.1	<.021	<.002	<.001	<.001
UP-32-11-709	324649097442001	02-09-00	<.002	<.09	<.002	<1.87	<.1	<.021	<.002	<.001	<.001

Table 5. Concentrations of soluble pesticides in public water-supply wells sampled in Texas, November 1999–January 2001—Continued

Local identifier	Station number	Date	Aceto-chlor (µg/L)	Aci-fluorfen (µg/L)	Ala-chlor (µg/L)	Aldi-carb (µg/L)	Aldicarb sulfone (µg/L)	Aldicarb sulfoxide (µg/L)	alpha-BHC (µg/L)	Atra-zine (µg/L)	Azinphos-methyl (µg/L)
UP-32-11-801	324548097411701	02-10-00	<0.002	<0.09	<0.002	<0.31	<0.1	<0.021	<0.002	<0.001	<0.001
UP-32-25-602	323439097524301	02-09-00	<.002	<.09	<.002	<.21	<.1	<.021	<.002	<.001	<.001
UP-32-28-403	323356097361801	04-10-00	<.002	<.09	<.002	<.21	<.1	<.021	<.002	<.001	<.001
US-53-08-601	305723102015801	03-14-00	<.002	<.53	<.002	<.21	<.1	<.021	<.002	<.001	<.001
US-54-18-503	304131101492401	03-14-00	<.002	<.09	<.002	<.33	<.1	<.11	<.002	<.001	<.001
UT-60-24-110	304251095060001	04-26-00	<.002	<.09	<.002	<.21	<.1	<.021	<.002	<.001	<.001
UY-07-64-914	350224102020301	05-03-00	<.002	<.09	<.002	<.21	<.1	<.021	<.002	.028	<.001
UZ-44-37-505	312656101265101	01-13-00	<.002	<.09	<.002	<.24	<.1	<.021	<.002	<.001	<.001
WB-16-18-704	333942094503001	04-26-00	<.002	<.09	<.002	<.21	<.1	<.021	<.002	<.001	<.001
WD-46-46-210	312041103174201	01-11-00	<.002	<.09	<.002	<.37	<.1	<.021	<.002	<.001	<.001
WK-39-51-801	310956096402901	04-20-00	<.002	<.09	<.002	<.55	<.1	<.021	<.002	<.001	<.001
WP-43-31-211	313551100110801	04-25-00	<.002	<.09	<.002	<.21	<.1	<.021	<.002	<.001	<.001
WT-37-31-706	313110094131201	04-27-00	<.002	<.09	<.002	<.21	<.1	<.021	<.002	<.001	<.001
XH-34-37-312	322832095245401	04-25-00	<.002	<.09	<.002	<.21	<.1	<.021	<.002	<.001	<.001
XP-43-09-119	315033100584001	04-26-00	<.002	<.09	<.002	<.21	<.1	<.021	<.002	<.001	<.001
XR-22-54-201	331310100180801	05-01-00	<.002	<.09	<.002	<.21	<.1	<.021	<.002	<.001	<.001
XT-11-26-923	343046101463701	05-01-00	<.002	<.09	<.002	<.57	<.1	<.021	<.002	.028	<.001
XU-32-04-604	325525097304801	01-05-00	<.002	<.09	<.002	<.42	<.1	<.021	<.002	<.001	<.001
XU-32-04-605	325525097304802	01-05-00	<.002	<.09	<.002	<.21	<.1	<.021	<.002	<.001	<.001
XU-32-05-805	325335097272401	04-03-00	<.002	<.09	<.002	<.29	<.1	<.021	<.002	<.001	<.001
XU-32-12-307	325101097313101	03-23-00	<.002	<.09	<.002	<.21	<.1	<.021	<.002	<.001	<.001
XU-32-13-405	324901097284701	01-24-00	<.002	<.09	<.002	<.21	<.1	<.021	<.002	<.001	<.001
XU-32-13-503	324816097272401	01-24-00	<.002	<.09	<.002	<.21	<.1	<.021	<.002	<.001	<.001
XU-32-23-701	323911097131001	03-20-00	<.002	<.09	<.002	<.21	<.1	<.021	<.002	<.001	<.001
XY-24-54-606	331112102160201	05-17-00	<.002	<.09	<.002	<.42	<.1	<.021	<.002	<.001	<.001
YB-43-19-701	313943100425301	01-14-00	<.002	<.09	<.002	<.4	<.1	<.021	<.002	<.001	<.001
YB-43-27-201	313638100400201	01-14-00	<.002	<.09	<.002	<.34	<.1	<.021	<.002	<.001	<.001
YB-43-44-102	312003100370101	01-14-00	<.002	<.09	<.002	<.21	<.1	<.021	<.002	<.001	<.001
YD-57-40-703	302306098050701	04-19-00	<.002	<.09	<.002	<.22	<.1	<.021	<.002	<.001	<.001
YD-58-50-830	300938097490601	11-03-99	<.002	<.09	<.002	<.21	<.1	<.021	<.002	<.001	<.001

Table 5. Concentrations of soluble pesticides in public water-supply wells sampled in Texas, November 1999–January 2001—Continued

Local identifier	Station number	Date	Aceto-chlor (µg/L)	Aci-fluorfen (µg/L)	Ala-chlor (µg/L)	Aldi-carb (µg/L)	Aldicarb sulfone (µg/L)	Aldicarb sulfoxide (µg/L)	<i>alpha</i> -BHC (µg/L)	Atra-zine (µg/L)	Azinphos-methyl (µg/L)
YD-58-52-304	301305097314601	04-27-00	<0.002	<0.09	<0.002	<0.21	<0.31	<0.021	<0.002	0.043	<0.001
YH-60-13-308	305125095225701	01-19-01	<.0041	<.05	<.0024	<.21	<.26	<.021	<.0046	.034	<.05
YP-69-27-107	293652099442501	10-19-00	<.0041	<.05	<.0024	<.21	<.26	<.021	<.0046	<.007	<.05
YP-69-27-402	293450099433701	10-19-00	<.0041	<.05	<.0024	<.21	<.26	<.021	<.0046	<.007	<.05
YP-69-27-704	293037099430301	10-18-00	<.0041	<.05	<.0024	<.21	<.26	<.021	<.0046	<.007	<.05
YP-69-28-303	293644099314601	10-18-00	<.0041	<.05	<.0024	<.21	<.26	<.021	<.0046	<.007	<.05
YT-79-24-101	284431097071801	02-29-00	<.002	<.09	<.002	<.42	<.1	<.021	<.002	<.001	<.01
YX-46-32-625	313252103010301	01-11-00	<.002	<.09	<.002	<.72	<.1	<.021	<.002	<.001	<.001
YX-46-40-311	312848103012901	01-11-00	<.002	<.09	<.002	<.29	<.1	<.021	<.002	<.001	<.001
YY-59-54-902	300824096152400	04-19-00	<.002	<.09	<.002	<.21	<.1	<.021	<.002	<.001	<.001
ZB-05-29-819	353215100261201	05-10-00	<.002	<.09	<.002	<.46	<.1	<.021	<.002	<.001	<.001
ZB-05-38-512	352709100182901	05-08-00	<.002	<.09	<.002	<.29	<.1	<.021	<.002	.009	<.001
ZH-13-46-414	341848099222501	05-09-00	<.002	<.09	<.002	<.8	<.16	<.021	<.002	<.001	<.001
ZH-13-61-620	340451099224401	12-19-00	<.0041	<.05	<.0024	<.21	<.2	<.021	<.0046	<.007	<.05
ZK-58-19-620	304151097390301	03-30-00	<.002	<.09	<.002	<.85	<.1	<.021	<.002	.005	<.001
ZK-58-19-804	303809097404701	03-30-00	<.002	<.09	<.002	<.3	<.1	<.021	<.002	.033	<.001
ZK-58-19-805	303859097400901	03-30-00	<.002	<.09	<.002	<.34	<.1	<.021	<.002	.032	<.001
ZK-58-27-819	303117097421301	04-18-00	<.002	<.09	<.002	<.47	<.1	<.021	<.002	<.001	<.001
ZP-46-16-102	315042103054301	01-12-00	<.002	<.09	<.002	<.37	<.1	<.021	<.002	<.001	<.001
ZR-19-42-612	331902097472301	04-04-00	<.002	<.09	<.002	<.21	<.1	<.021	<.002	<.001	<.001
ZR-19-51-801	330906097411701	04-04-00	<.002	<.09	<.002	<.26	<.1	<.021	<.002	<.001	<.001
ZR-19-51-805	330839097412401	04-04-00	<.002	<.09	<.002	<.21	<.1	<.14	<.002	<.001	<.001
ZR-19-61-705	330014097285401	01-25-00	<.002	<.09	<.002	<.21	<.1	<.021	<.002	<.001	<.001
ZT-24-50-403	331051102511901	05-17-00	<.002	<.09	<.002	<.21	<.1	<.1	<.002	<.001	<.001
ZT-27-02-103	325819102501601	05-23-00	<.002	<.09	<.002	<.21	<.1	<.021	<.002	<.001	<.001
ZT-27-02-105	325819102503701	05-23-00	<.002	<.09	<.002	<.21	<.1	<.11	<.002	.033	<.001

Table 5. Concentrations of soluble pesticides in public water-supply wells sampled in Texas, November 1999–January 2001—Continued

Local identifier	Station number	Date	Ben-fluralin (µg/L)	Ben-tazon (µg/L)	Bro-macil (µg/L)	Bromox-ynil (µg/L)	Buty-late (µg/L)	Carb-aryl (µg/L)	Carbo-furan (µg/L)	Chloro-thalonil (µg/L)	Chlor-pyrifos (µg/L)	Clopy-ralid (µg/L)	Cyan-azine (µg/L)
AB-27-37-103	322805102283801	05-17-00	<0.002	<0.035	<0.06	<0.04	<0.002	<0.07	<0.29	<0.48	<0.004	<0.23	<0.004
AB-27-37-105	322826102280101	05-17-00	<.002	<.035	<.06	<.04	<.002	<.07	<.29	<.48	<.004	<.23	<.004
AK-06-52-506	351024101334401	05-04-00	<.002	<.035	<.27	<.04	<.002	<.07	<.29	<.48	<.004	<.23	<.004
AP-59-62-403	300259096195001	04-03-00	<.002	<.035	<.06	<.04	<.002	<.07	<.29	<.48	<.004	<.23	<.004
AP-66-16-407	294903096061401	04-21-00	<.002	<.035	<.06	<.04	<.002	<.07	<.29	<.48	<.004	<.23	<.004
AR-10-51-408	341229102435401	05-01-00	<.002	<.035	<.06	<.04	<.002	<.07	<.29	<.48	<.004	<.23	<.004
AR-24-09-604	335000102545701	05-09-00	<.002	<.035	<.06	<.04	<.002	<.07	<.29	<.48	<.004	<.23	<.004
AT-58-62-206	300646097193001	12-10-99	<.002	<.035	<.11	<.04	<.002	<.07	<.29	<.48	<.004	<.23	<.004
AU-21-30-389	333612099163101	05-02-00	<.002	<.035	<.06	<.04	<.002	<.07	<.29	<.48	<.004	<.23	<.004
AX-58-04-604	305718097314401	03-22-00	<.002	<.035	<.14	<.04	<.002	<.07	<.29	<.48	<.004	<.23	<.004
AX-58-04-623	305624097321101	03-22-00	<.002	<.035	<.06	<.04	<.002	<.07	<.29	<.48	<.004	<.23	<.004
AY-68-35-105	292842098425001	03-06-00	<.002	<.035	<.06	<.04	<.002	<.07	<.29	<.48	<.004	<.23	<.004
AZ-57-45-612	301923098225401	04-18-00	<.002	<.035	<.06	<.04	<.002	<.07	<.29	<.48	<.004	<.23	<.004
AZ-57-45-811	301633098252901	03-29-00	<.002	<.035	<.06	<.04	<.002	<.07	<.29	<.48	<.004	<.23	<.004
BD-16-40-709	332301094061701	01-18-01	<.01	<.035	<.09	<.07	<.002	<.024	<.29	<.28	<.005	<.42	<.018
BK-73-47-504	291911103124301	12-28-00	<.01	<.035	<.09	<.07	<.002	<.024	<.29	<.28	<.005	<.42	<.018
BK-73-52-905	290819103312601	12-28-00	<.01	<.035	<.09	<.07	<.002	<.024	<.29	<.28	<.005	<.42	<.018
BL-11-38-334	342841101155301	05-01-00	<.002	<.035	<.06	<.04	<.002	<.07	<.29	<.48	<.004	<.23	<.004
BL-11-48-507	341919101035201	05-02-00	<.002	<.035	<.06	<.04	<.002	<.07	<.29	<.48	<.004	<.23	<.004
BL-12-41-204	342109100570301	05-02-00	<.002	<.035	<.06	<.04	<.002	<.07	<.29	<.48	<.004	<.23	<.004
BR-41-01-244	315849098552101	04-05-00	<.002	<.035	<.06	<.04	<.002	<.07	<.29	<.48	<.004	<.23	<.004
BT-57-14-403	304939098202401	03-08-00	<.002	<.035	<.06	<.04	<.002	<.07	<.29	<.48	<.004	<.23	<.004
BT-57-14-404	304927098211201	03-08-00	<.002	<.035	<.06	<.04	<.002	<.07	<.29	<.48	<.004	<.23	<.004
BT-57-21-607	304125098224001	03-28-00	<.002	<.035	<.06	<.04	<.002	<.07	<.29	<.48	<.004	<.23	<.004
BT-57-21-608	304121098224201	03-28-00	<.002	<.035	<.06	<.04	<.002	<.07	<.29	<.48	<.004	<.23	<.004
BT-57-23-110	304406098130801	03-29-00	<.002	<.035	<.06	<.04	<.002	<.07	<.29	<.48	<.004	<.23	<.004
BT-57-30-101	303548098211701	03-01-00	<.002	<.035	<.06	<.04	<.002	<.07	<.29	<.48	<.004	<.23	<.004
BU-67-10-910	294528097464401	03-21-00	<.002	<.035	<.4	<.04	<.002	<.07	<.29	<.48	<.004	<.23	<.004

Table 5. Concentrations of soluble pesticides in public water-supply wells sampled in Texas, November 1999–January 2001—Continued

Local identifier	Station number	Date	Ben-fluralin (µg/L)	Ben-tazon (µg/L)	Bro-macil (µg/L)	Bromox-ynil (µg/L)	Buty-late (µg/L)	Carb-aryl (µg/L)	Carbo-furan (µg/L)	Chloro-thalonil (µg/L)	Chlor-pyrifos (µg/L)	Clopy-ralid (µg/L)	Cyan-azine (µg/L)
BX-30-55-936	320939099093801	12-18-00	<0.01	<0.035	<0.09	<0.07	<0.002	<0.024	<0.29	<0.13	<0.005	<0.42	<0.018
DA-06-28-202	353704101343701	05-03-00	<.002	<.035	<.06	<.04	<.002	<.07	<.29	<.48	<.004	<.23	<.004
DL-14-62-604	340406098160701	05-10-00	<.002	<.035	<.06	<.04	<.002	<.07	<.29	<.48	<.004	<.23	<.004
DP-24-18-308	334352102450601	05-09-00	<.002	<.035	<.06	<.04	<.002	<.07	<.29	<.48	<.004	<.23	<.004
DP-25-24-304	334245103011001	05-08-00	<.002	<.035	<.06	<.04	<.002	<.07	<.29	<.48	<.004	<.23	<.004
DU-12-06-609	345658100155501	05-08-00	<.002	<.035	<.06	<.04	<.002	<.07	<.29	<.48	<.004	<.23	<.004
DX-68-05-621	295520098242301	03-22-00	<.002	<.035	<.06	<.04	<.002	<.07	<.29	<.48	<.004	<.23	<.004
DX-68-06-405	295528098222301	03-22-00	<.002	<.035	<.06	<.04	<.002	<.07	<.29	<.48	<.004	<.23	<.004
DY-41-13-307	315105098241401	04-05-00	<.002	.049	<.06	<.04	<.002	<.07	<.29	<.48	<.004	<.23	<.004
HH-45-35-505	312715102402201	01-12-00	<.002	<.035	<.1	<.04	<.002	<.07	<.29	<.48	<.004	<.23	<.004
HP-12-62-802	340210100184901	05-05-00	<.002	<.035	--	<.04	<.002	--	--	--	<.004	<.23	<.004
HS-28-09-404	324810101591201	05-16-00	<.002	<.035	.058	<.04	<.002	<.07	<.29	<.48	<.004	<.23	<.004
HT-07-63-204	350607102103401	05-03-00	<.002	<.035	<.06	<.04	<.002	<.07	<.29	<.48	<.004	<.23	<.004
HZ-77-34-606	282608099455301	03-28-00	<.002	<.035	<.06	<.04	<.002	<.07	<.29	<.48	<.004	<.23	<.004
JA-05-57-613	350254100535501	05-04-00	<.002	<.035	<.06	<.04	<.002	<.07	<.29	<.48	<.004	<.23	<.004
JA-12-12-404	344910100360401	05-02-00	<.002	<.035	<.06	<.04	<.002	<.07	<.29	<.48	<.004	<.23	<.004
JH-45-05-924	315245102240201	05-25-00	<.002	<.035	.214	<.04	<.002	<.07	<.29	<.48	<.004	<.23	<.004
JL-49-04-116	315757106370201	01-06-00	<.002	<.035	<.13	<.04	<.002	<.07	<.29	<.48	<.004	<.23	<.004
JL-49-04-423	315708106362301	01-03-00	<.002	<.035	<.14	<.04	<.002	<.07	<.29	<.48	<.004	<.23	<.004
JL-49-04-428	315517106361401	01-06-00	<.002	<.035	<.12	<.04	<.002	<.07	<.29	<.48	<.004	<.23	<.004
JL-49-04-492	315623106360601	01-06-00	<.002	<.035	<.13	<.04	<.002	<.07	<.29	<.48	<.004	<.23	<.004
JL-49-22-626	314145106163601	01-04-00	<.002	<.035	<.11	<.04	<.002	<.07	<.29	<.48	<.004	<.23	<.004
JL-49-24-423	314107106063301	01-07-00	<.002	<.035	<.12	<.04	<.002	<.07	<.29	<.48	<.004	<.23	<.004
JL-49-40-502	312648106044701	01-04-00	<.002	<.035	<.11	<.04	<.002	<.07	<.29	<.48	<.004	<.23	<.004
JY-65-26-520	293314095474702	04-03-00	<.002	<.035	<.06	<.04	<.002	<.07	<.29	<.48	<.004	<.23	<.004
KD-27-01-612	325523102542701	05-22-00	<.002	<.035	<.06	<.04	<.002	<.07	<.29	<.48	<.004	<.23	<.004
KK-57-42-709	301545098502801	07-06-00	<.002	<.035	<.06	<.04	<.002	<.003	<.003	<.48	<.004	<.23	<.004
KK-57-50-325	301357098471901	03-28-00	<.002	<.035	<.06	<.04	<.002	<.07	<.29	<.48	<.004	<.23	<.004
KK-57-51-303	301411098383101	03-21-00	<.002	<.035	<.06	<.04	<.002	<.07	<.29	<.48	<.004	<.23	<.004
KK-57-52-107	301430098363401	03-21-00	<.002	<.035	<.06	<.04	<.002	<.07	<.29	<.48	<.004	<.23	<.004

Table 5. Concentrations of soluble pesticides in public water-supply wells sampled in Texas, November 1999–January 2001—Continued

Local identifier	Station number	Date	Ben-fluralin (µg/L)	Ben-tazon (µg/L)	Bro-macil (µg/L)	Bromox-ynil (µg/L)	Buty-late (µg/L)	Carb-aryl (µg/L)	Carbo-furan (µg/L)	Chloro-thalonil (µg/L)	Chlor-pyrifos (µg/L)	Clopy-ralid (µg/L)	Cyan-azine (µg/L)
KP-79-23-101	284256097125001	02-29-00	<0.002	<0.035	<0.06	<0.04	<0.002	<0.07	<0.29	<0.48	<0.004	<0.23	<0.004
KS-05-52-105	351428100352601	05-04-00	<.002	<.035	<.06	<.04	<.002	<.07	<.29	<.48	<.004	<.23	<.004
KT-18-11-405	334844096435701	04-19-00	<.002	<.035	<.06	<.04	<.002	<.07	<.29	<.48	<.004	<.23	<.004
KT-18-11-406	334840096434001	04-19-00	<.002	<.035	<.06	<.04	<.002	<.07	<.29	<.48	<.004	<.23	<.004
KT-18-28-703	333039096362901	04-19-00	<.002	<.035	<.06	<.04	<.002	<.07	<.29	<.48	<.004	<.23	<.004
KY-11-49-512	341116101574601	05-04-00	<.002	<.035	<.06	<.04	<.002	<.07	<.29	<.48	<.004	<.23	<.004
KY-11-51-416	341032101423801	05-04-00	<.002	<.035	<.06	<.04	<.002	<.07	<.29	<.48	<.004	<.23	<.004
KY-11-57-602	340345101531801	05-03-00	<.002	<.035	<.06	<.04	<.002	<.07	<.29	<.48	<.004	<.23	<.004
KZ-12-19-104	344234100431601	05-09-00	<.002	<.035	<.06	<.04	<.002	<.07	<.29	<.48	<.004	<.23	<.004
LD-13-44-907	341523099305701	12-19-00	<.01	<.035	<.09	<.07	<.002	<.024	<.29	<.13	<.005	<.42	<.018
LJ-60-64-807	300149095045001	05-04-00	<.002	<.035	<.06	<.04	<.002	<.07	<.29	<.48	<.004	<.23	<.004
LP-21-49-317	331233099545201	05-01-00	<.002	<.035	<.06	<.04	<.002	<.07	<.29	<.48	<.004	<.23	<.004
LR-67-09-112	295137097585801	03-21-00	<.002	<.035	<.06	<.04	<.002	<.07	<.29	<.48	<.004	<.23	<.004
LX-24-15-612	334857102092301	05-11-00	<.002	<.035	<.06	<.04	<.002	<.07	<.29	<.48	<.004	<.23	<.004
LX-24-29-306	333536102223101	05-09-00	<.002	<.035	<.06	<.04	<.002	<.07	<.29	<.48	<.004	<.23	<.004
LX-24-37-405	332714102285401	05-16-00	<.002	<.035	.135	<.04	<.002	<.07	<.29	<.48	<.004	<.23	<.004
LX-24-40-405	332624102072901	05-17-00	<.002	<.035	<.06	<.04	<.002	<.07	<.29	<.48	<.004	<.23	<.004
LY-32-26-706	323204097500301	03-22-00	<.002	<.035	<.06	<.04	<.002	<.07	<.29	<.48	<.004	<.23	<.004
LY-32-34-208	322958097481301	03-21-00	<.002	<.035	<.06	<.04	<.002	<.07	<.29	<.48	<.004	<.23	<.004
LY-32-34-303	322928097461701	04-03-00	<.002	<.035	<.06	<.04	<.002	<.07	<.29	<.48	<.004	<.23	<.004
LY-32-34-510	322537097485701	03-21-00	<.002	<.035	<.06	<.04	<.002	<.07	<.29	<.48	<.004	<.23	<.004
LY-32-34-609	322626097454801	03-21-00	<.002	<.035	<.06	<.04	<.002	<.07	<.29	<.48	<.004	<.23	<.004
PB-28-62-105	320649101215501	04-26-00	<.002	<.035	<.06	<.04	<.002	<.07	<.29	<.48	<.004	<.23	<.004
PK-43-50-216	311422100490201	12-20-00	<.01	<.035	<.09	<.07	<.002	<.024	<.29	<.13	<.005	<.42	<.018
PS-52-02-404	305502103504101	01-10-00	<.002	<.035	<.14	<.04	<.002	<.07	<.29	<.48	<.004	<.23	<.004
PU-84-43-504	271841098402801	04-04-00	<.002	<.035	<.06	<.04	<.002	<.07	<.29	<.48	<.004	<.23	<.004
PX-32-47-109	322201097141601	03-20-00	<.002	<.035	<.06	<.04	<.002	<.07	<.29	<.48	<.004	<.23	<.004
PZ-79-10-807	284713097493901	02-23-00	<.002	<.035	<.06	<.04	<.002	<.07	<.29	<.48	<.004	<.23	<.004
RS-21-35-103	332854099441101	05-01-00	<.002	<.035	<.06	<.04	<.002	<.07	<.29	<.48	<.004	<.23	<.004
RU-10-53-312	341418102243401	05-02-00	<.002	<.035	<.06	<.04	<.002	<.07	<.29	<.48	<.004	<.23	<.004

Table 5. Concentrations of soluble pesticides in public water-supply wells sampled in Texas, November 1999–January 2001—Continued

Local identifier	Station number	Date	Ben-fluralin (µg/L)	Ben-tazon (µg/L)	Bro-macil (µg/L)	Bromox-ynil (µg/L)	Buty-late (µg/L)	Carb-aryl (µg/L)	Carbo-furan (µg/L)	Chloro-thalonil (µg/L)	Chlor-pyrifos (µg/L)	Clopy-ralid (µg/L)	Cyan-azine (µg/L)
RU-10-60-606	340427102302801	05-02-00	<0.002	<0.035	<0.06	<0.04	<0.002	<0.07	<0.29	<0.48	<0.004	<0.23	<0.004
RW-41-63-520	310238098104001	03-23-00	<.002	<.035	<.06	<.04	<.002	<.07	<.29	<.48	<.004	<.23	<.004
SK-57-19-201	304323098421701	03-08-00	<.002	<.035	<.06	<.04	<.002	<.07	<.29	<.48	<.004	<.23	<.004
SK-57-34-201	303001098485201	03-09-00	<.002	<.035	<.06	<.04	<.002	<.07	<.29	<.48	<.004	<.23	<.004
SP-23-17-417	334043101585701	05-10-00	<.002	<.035	<.06	<.04	<.002	<.07	<.29	<.48	<.004	<.23	<.004
SP-23-18-107	334306101504101	05-10-00	<.002	<.035	<.06	<.04	<.002	<.07	<.29	<.48	<.004	<.23	<.004
SP-23-19-812	333955101404601	05-10-00	<.002	<.035	<.06	<.04	<.002	<.07	<.29	<.48	<.004	<.23	<.004
SP-24-24-214	334419102045201	05-18-00	<.002	<.035	<.06	<.04	<.002	<.07	<.29	<.48	<.004	<.23	<.004
SR-23-41-602	331933101543701	05-15-00	<.002	<.035	<.06	<.04	<.002	<.07	<.29	<.48	<.004	<.23	<.004
SS-42-52-504	311202099321401	03-01-00	<.002	<.035	<.06	<.04	<.002	<.07	<.29	<.48	<.004	<.23	<.004
ST-40-39-304	312745097083301	03-23-00	<.002	<.035	<.06	<.04	<.002	<.07	<.29	<.48	<.004	<.23	<.004
SY-27-39-505	322555102105501	05-24-00	<.002	<.035	<.06	<.04	<.002	<.07	<.29	<.48	<.004	<.23	<.004
SY-28-42-803	321619101495001	05-23-00	<.002	<.035	<.06	<.04	<.002	<.07	<.29	<.48	<.004	<.23	<.004
SY-28-50-908	320816101474601	05-23-00	<.002	<.035	<.82	<.04	<.002	<.07	<.43	<.48	<.004	<.23	<.004
TB-76-03-605	285657100373801	03-28-00	<.002	<.035	<.06	<.04	<.002	<.07	<.29	<.48	<.004	<.23	<.004
TJ-27-63-712	320143102123101	12-20-00	<.01	<.035	<.09	<.07	<.002	<.024	<.29	<.13	<.005	<.42	<.018
TJ-28-57-702	320221101594901	05-25-00	<.002	<.035	<.06	<.04	<.002	<.07	<.29	<.48	<.004	<.23	<.004
TJ-28-57-903	320010101523701	05-23-00	<.002	<.035	<.06	<.04	<.002	<.07	<.29	<.48	<.004	<.23	<.004
TJ-45-07-407	315643102131101	05-24-00	<.002	<.035	<.06	<.04	<.002	<.07	<.29	<.48	<.004	<.23	<.004
TJ-45-07-606	315702102075401	05-25-00	<.002	<.035	<.11	<.04	<.002	<.07	<.29	<.48	<.004	<.23	<.004
TS-60-36-510	302701095331201	04-20-00	<.002	<.035	<.06	<.04	<.002	<.07	<.29	<.48	<.004	<.23	<.004
TW-22-02-714	335416100502101	05-05-00	<.002	<.035	<.06	<.04	<.002	<.07	<.29	<.48	<.004	<.23	<.004
TW-22-02-716	335449100513101	12-19-00	<.01	<.035	<.09	<.07	<.002	<.024	<.29	<.13	<.005	<.42	<.018
UJ-62-49-712	300906093585201	04-28-00	<.002	<.035	<.06	<.04	<.002	<.07	<.29	<.48	<.004	<.23	<.004
UK-31-05-501	325545098255501	03-22-00	<.002	<.035	<.06	<.04	<.002	<.07	<.29	<.48	<.004	<.23	<.004
UK-31-24-501	324210098034701	03-22-00	<.002	<.035	<.06	<.04	<.002	<.07	<.29	<.48	<.004	<.23	<.004
UL-35-48-202	322207094034501	04-25-00	<.002	<.035	<.06	<.04	<.002	<.07	<.29	<.48	<.004	<.23	<.004
UP-32-10-604	324926097455001	02-09-00	<.002	<.035	<.16	<.04	<.002	<.07	<.29	<.48	<.004	<.23	<.004
UP-32-11-103	325005097440101	02-09-00	<.002	<.035	<.13	<.04	<.002	<.07	<.29	<.48	<.004	<.23	<.004
UP-32-11-709	324649097442001	02-09-00	<.002	<.035	<.13	<.04	<.002	<.07	<.29	<.48	<.004	<.23	<.004

Table 5. Concentrations of soluble pesticides in public water-supply wells sampled in Texas, November 1999–January 2001—Continued

Local identifier	Station number	Date	Ben-fluralin (µg/L)	Ben-tazon (µg/L)	Bro-macil (µg/L)	Bromox-ynil (µg/L)	Buty-late (µg/L)	Carb-aryl (µg/L)	Carbo-furan (µg/L)	Chloro-thalonil (µg/L)	Chlor-pyrifos (µg/L)	Clopy-ralid (µg/L)	Cyan-azine (µg/L)
UP-32-11-801	324548097411701	02-10-00	<0.002	<0.035	<0.16	<0.04	<0.002	<0.07	<0.29	<0.48	<0.004	<0.23	<0.004
UP-32-25-602	323439097524301	02-09-00	<.002	<.035	<.16	<.04	<.002	<.07	<.29	<.48	<.004	<.23	<.004
UP-32-28-403	323356097361801	04-10-00	<.002	<.035	<.06	<.04	<.002	<.07	<.29	<.48	<.004	<.23	<.004
US-53-08-601	305723102015801	03-14-00	<.002	<.035	<.06	<.04	<.002	<.07	<.29	<.48	<.004	<.23	<.004
US-54-18-503	304131101492401	03-14-00	<.002	<.035	<.06	<.04	<.002	<.07	<.29	<.48	<.004	<.23	<.004
UT-60-24-110	304251095060001	04-26-00	<.002	<.035	<.06	<.04	<.002	<.07	<.29	<.48	<.004	<.23	<.004
UY-07-64-914	350224102020301	05-03-00	<.002	<.035	<.06	<.04	<.002	<.07	<.29	<.48	<.004	<.23	<.004
UZ-44-37-505	312656101265101	01-13-00	<.002	<.035	<.1	<.04	<.002	<.07	<.29	<.48	<.004	<.23	<.004
WB-16-18-704	333942094503001	04-26-00	<.002	<.035	<.06	<.04	<.002	<.07	<.29	<.48	<.004	<.23	<.004
WD-46-46-210	312041103174201	01-11-00	<.002	<.035	<.06	<.04	<.002	<.07	<.29	<.48	<.004	<.23	<.004
WK-39-51-801	310956096402901	04-20-00	<.002	<.035	<.06	<.04	<.002	<.07	<.29	<.48	<.004	<.23	<.004
WP-43-31-211	313551100110801	04-25-00	<.002	<.035	<.06	<.04	<.002	<.07	<.29	<.48	<.004	<.23	<.004
WT-37-31-706	313110094131201	04-27-00	<.002	<.035	<.06	<.04	<.002	<.07	<.29	<.48	<.004	<.23	<.004
XH-34-37-312	322832095245401	04-25-00	<.002	<.035	<.06	<.04	<.002	<.07	<.29	<.48	<.004	<.23	<.004
XP-43-09-119	315033100584001	04-26-00	<.002	<.035	<.06	<.04	<.002	<.07	<.29	<.48	<.004	<.23	<.004
XR-22-54-201	331310100180801	05-01-00	<.002	<.035	<.06	<.04	<.002	<.07	<.29	<.48	<.004	<.23	<.004
XT-11-26-923	343046101463701	05-01-00	<.002	<.035	<.06	<.04	<.002	<.07	<.29	<.48	<.004	<.23	<.004
XU-32-04-604	325525097304801	01-05-00	<.002	<.035	<.11	<.04	<.002	<.07	<.29	<.48	<.004	<.23	<.004
XU-32-04-605	325525097304802	01-05-00	<.002	<.035	<.13	<.04	<.002	<.07	<.29	<.48	<.004	<.23	<.004
XU-32-05-805	325335097272401	04-03-00	<.002	<.035	<.06	<.04	<.002	<.07	<.29	<.48	<.004	<.23	<.004
XU-32-12-307	325101097313101	03-23-00	<.002	<.035	<.06	<.04	<.002	<.07	<.29	<.48	<.004	<.23	<.004
XU-32-13-405	324901097284701	01-24-00	<.002	<.035	<.12	<.04	<.002	<.07	<.29	<.48	<.004	<.23	<.004
XU-32-13-503	324816097272401	01-24-00	<.002	<.035	<.11	<.04	<.002	<.07	<.29	<.48	<.004	<.23	<.004
XU-32-23-701	323911097131001	03-20-00	<.002	<.035	<.06	<.04	<.002	<.07	<.29	<.48	<.004	<.23	<.004
XY-24-54-606	331112102160201	05-17-00	<.002	<.035	<.06	<.04	<.002	<.07	<.29	<.48	<.004	<.23	<.004
YB-43-19-701	313943100425301	01-14-00	<.002	<.035	<.21	<.04	<.002	<.07	<.29	<.48	<.004	<.23	<.004
YB-43-27-201	313638100400201	01-14-00	<.002	<.035	<.11	<.04	<.002	<.07	<.29	<.48	<.004	<.23	<.004
YB-43-44-102	312003100370101	01-14-00	<.002	<.035	<.11	<.04	<.002	<.07	<.29	<.48	<.004	<.23	<.004
YD-57-40-703	302306098050701	04-19-00	<.002	<.035	<.06	<.04	<.002	<.07	<.29	<.48	<.004	<.23	<.004
YD-58-50-830	300938097490601	11-03-99	<.002	<.035	<.06	<.04	<.002	<.07	<.29	<.48	<.004	<.23	<.004

Table 5. Concentrations of soluble pesticides in public water-supply wells sampled in Texas, November 1999–January 2001—Continued

Local identifier	Station number	Date	Ben-fluralin (µg/L)	Ben-tazon (µg/L)	Bro-macil (µg/L)	Bromox-ynil (µg/L)	Buty-late (µg/L)	Carb-aryl (µg/L)	Carbo-furan (µg/L)	Chloro-thalonil (µg/L)	Chlor-pyrifos (µg/L)	Clopy-ralid (µg/L)	Cyan-azine (µg/L)
YD-58-52-304	301305097314601	04-27-00	<0.002	<0.035	<0.06	<0.04	<0.002	<0.07	<0.14	<0.48	<0.004	<0.23	<0.004
YH-60-13-308	305125095225701	01-19-01	<.01	<.035	<.09	<.07	<.002	<.024	<.29	<.28	<.005	<.42	<.018
YP-69-27-107	293652099442501	10-19-00	<.01	<.035	<.09	<.07	<.002	<.024	<.29	<.28	<.005	<.42	<.018
YP-69-27-402	293450099433701	10-19-00	<.01	<.035	<.09	<.07	<.002	<.024	<.29	<.28	<.005	<.42	<.018
YP-69-27-704	293037099430301	10-18-00	<.01	<.035	<.09	<.07	<.002	<.024	<.29	<.28	<.005	<.42	<.018
YP-69-28-303	293644099314601	10-18-00	<.01	<.035	<.09	<.07	<.002	<.024	<.29	<.28	<.005	<.42	<.018
YT-79-24-101	284431097071801	02-29-00	<.002	<.035	<.06	<.04	<.002	<.07	<.29	<.48	<.004	<.23	<.004
YX-46-32-625	313252103010301	01-11-00	<.002	<.035	<.13	<.04	<.002	<.07	<.29	<.48	<.004	<.23	<.004
YX-46-40-311	312848103012901	01-11-00	<.002	<.035	<.21	<.04	<.002	<.07	<.29	<.48	<.004	<.23	<.004
YY-59-54-902	300824096152400	04-19-00	<.002	<.035	<.06	<.04	<.002	<.07	<.29	<.48	<.004	<.23	<.004
ZB-05-29-819	353215100261201	05-10-00	<.002	<.035	<.06	<.04	<.002	<.07	<.29	<.48	<.004	<.23	<.004
ZB-05-38-512	352709100182901	05-08-00	<.002	<.035	<.06	<.04	<.002	<.07	<.29	<.48	<.004	<.23	<.004
ZH-13-46-414	341848099222501	05-09-00	<.002	<.035	<.06	<.04	<.002	<.07	<.29	<.48	<.004	<.23	<.004
ZH-13-61-620	340451099224401	12-19-00	<.01	<.035	<.09	<.07	<.002	<.024	<.29	<.13	<.005	<.42	<.018
ZK-58-19-620	304151097390301	03-30-00	<.002	<.035	<.06	<.04	<.002	<.07	<.29	<.48	<.004	<.23	<.004
ZK-58-19-804	303809097404701	03-30-00	<.002	<.035	<.06	<.04	<.002	<.07	<.29	<.48	<.004	<.23	<.004
ZK-58-19-805	303859097400901	03-30-00	<.002	<.035	<.06	<.04	<.002	<.07	<.29	<.48	<.004	<.23	<.004
ZK-58-27-819	303117097421301	04-18-00	<.002	<.035	<.06	<.04	<.002	<.07	<.29	<.48	<.004	<.23	<.004
ZP-46-16-102	315042103054301	01-12-00	<.002	<.035	<.14	<.04	<.002	<.07	<.29	<.48	<.004	<.23	<.004
ZR-19-42-612	331902097472301	04-04-00	<.002	<.035	<.06	<.04	<.002	<.07	<.29	<.48	<.004	<.23	<.004
ZR-19-51-801	330906097411701	04-04-00	<.002	<.035	.106	<.04	<.002	<.07	<.29	<.48	<.004	<.23	<.004
ZR-19-51-805	330839097412401	04-04-00	<.002	<.035	<.06	<.04	<.002	<.07	<.29	<.48	<.004	<.23	<.004
ZR-19-61-705	330014097285401	01-25-00	<.002	<.035	<.06	<.04	<.002	<.07	<.29	<.48	<.004	<.23	<.004
ZT-24-50-403	331051102511901	05-17-00	<.002	<.035	<.06	<.04	<.002	<.07	<.29	<.48	<.004	<.23	<.004
ZT-27-02-103	325819102501601	05-23-00	<.002	<.035	.450	<.04	<.002	<.07	<.29	<.48	<.004	<.23	<.004
ZT-27-02-105	325819102503701	05-23-00	<.002	<.035	<.23	<.04	<.002	<.07	<.29	<.48	<.004	<.23	<.004

Table 5. Concentrations of soluble pesticides in public water-supply wells sampled in Texas, November 1999–January 2001—Continued

Local identifier	Station number	Date	Dacthal mono-acid (µg/L)	2,4-D (µg/L)	2,4-DB (µg/L)	DCPA (µg/L)	Deethyl-atrazine (µg/L)	Dia-zinon (µg/L)	Di-camba (µg/L)	Dichlo-benil (µg/L)	Dichloro-prop (µg/L)	Dieldrin (µg/L)
AB-27-37-103	322805102283801	05-17-00	<0.039	<0.11	<0.1	<0.002	<0.002	<0.002	<0.043	<0.07	<0.032	<0.001
AB-27-37-105	322826102280101	05-17-00	<.039	<.11	<.1	<.002	<.002	<.005	<.043	<.07	<.032	<.001
AK-06-52-506	351024101334401	05-04-00	<.039	<.12	<.1	<.002	<.002	<.002	<.043	<.07	<.032	<.001
AP-59-62-403	300259096195001	04-03-00	<.039	<.11	<.1	<.002	<.002	<.002	<.043	<.07	<.032	<.001
AP-66-16-407	294903096061401	04-21-00	<.039	<.11	<.1	<.002	<.002	<.002	<.043	<.07	<.032	<.001
AR-10-51-408	341229102435401	05-01-00	<.039	<.11	<.1	<.002	E.004	<.002	<.043	<.07	<.032	<.001
AR-24-09-604	335000102545701	05-09-00	<.039	<.14	<.1	<.002	<.002	<.002	<.043	<.07	<.032	<.001
AT-58-62-206	300646097193001	12-10-99	<.039	<.11	<.48	<.002	E.004	<.002	<.043	<.07	<.032	<.001
AU-21-30-389	333612099163101	05-02-00	<.039	<.11	<.1	<.002	E.015	<.002	<.043	<.07	<.032	<.001
AX-58-04-604	305718097314401	03-22-00	<.039	<.11	<.1	<.002	E.024	<.002	<.043	<.07	<.032	<.001
AX-58-04-623	305624097321101	03-22-00	<.039	<.11	<.1	<.002	<.002	<.002	<.043	<.07	<.032	<.001
AY-68-35-105	292842098425001	03-06-00	<.039	<.11	<.1	<.002	<.002	<.002	<.043	<.07	<.032	<.001
AZ-57-45-612	301923098225401	04-18-00	<.039	<.11	<.1	<.002	<.002	<.002	<.043	<.07	<.032	<.001
AZ-57-45-811	301633098252901	03-29-00	<.039	<.11	<.1	<.002	<.002	<.002	<.043	<.07	<.032	<.001
BD-16-40-709	332301094061701	01-18-01	<.07	<.11	<.1	<.003	<.006	<.005	<.043	<.049	<.05	<.0048
BK-73-47-504	291911103124301	12-28-00	<.07	<.11	<.1	<.003	<.006	<.005	<.043	<.049	<.05	<.0048
BK-73-52-905	290819103312601	12-28-00	<.07	<.11	<.1	<.003	<.006	<.005	<.043	<.049	<.05	<.0048
BL-11-38-334	342841101155301	05-01-00	<.039	<.11	<.1	<.002	<.002	<.002	<.043	<.07	<.032	<.001
BL-11-48-507	341919101035201	05-02-00	<.039	<.11	<.1	<.002	<.002	<.002	<.043	<.07	<.032	<.001
BL-12-41-204	342109100570301	05-02-00	<.039	<.11	<.1	<.002	E.010	<.002	<.043	<.07	<.032	<.001
BR-41-01-244	315849098552101	04-05-00	<.039	<.11	<.1	<.002	<.002	<.002	<.043	<.07	<.032	<.001
BT-57-14-403	304939098202401	03-08-00	<.039	<.11	<.1	<.002	<.002	<.002	<.043	<.07	<.032	<.001
BT-57-14-404	304927098211201	03-08-00	<.039	<.11	<.1	<.002	<.002	<.002	<.043	<.07	<.032	<.001
BT-57-21-607	304125098224001	03-28-00	<.039	<.11	<.1	<.002	<.002	<.002	<.043	<.07	<.032	<.001
BT-57-21-608	304121098224201	03-28-00	<.039	<.11	<.1	<.002	<.002	<.002	<.043	<.07	<.032	<.001
BT-57-23-110	304406098130801	03-29-00	<.039	<.11	<.1	<.002	E.008	<.002	<.043	<.07	<.032	<.001
BT-57-30-101	303548098211701	03-01-00	<.039	<.11	<.1	<.002	E.007	<.002	<.043	<.07	<.032	<.001
BU-67-10-910	294528097464401	03-21-00	<.039	<.11	<.1	<.002	E.054	E.003	<.043	<.07	<.032	<.001

Table 5. Concentrations of soluble pesticides in public water-supply wells sampled in Texas, November 1999–January 2001—Continued

Local identifier	Station number	Date	Dacthal mono-acid (µg/L)	2,4-D (µg/L)	2,4-DB (µg/L)	DCPA (µg/L)	Deethyl-atrazine (µg/L)	Dia-zinon (µg/L)	Di-camba (µg/L)	Dichlo-benil (µg/L)	Dichloro-prop (µg/L)	Dieldrin (µg/L)
BX-30-55-936	320939099093801	12-18-00	<0.07	<0.273	<0.1	<0.003	<0.006	<0.005	<0.043	<0.049	<0.05	<0.0048
DA-06-28-202	353704101343701	05-03-00	<.039	<.11	<.1	<.002	<.002	<.002	<.043	<.07	<.032	<.001
DL-14-62-604	340406098160701	05-10-00	<.039	<.11	<.1	<.002	<.002	<.002	<.043	<.07	<.032	<.001
DP-24-18-308	334352102450601	05-09-00	<.039	<.11	<.1	<.002	<.002	<.002	<.043	<.07	<.032	<.001
DP-25-24-304	334245103011001	05-08-00	<.039	<.29	<.1	<.002	<.002	<.002	<.043	<.07	<.032	<.001
DU-12-06-609	345658100155501	05-08-00	<.039	<.13	<.1	<.002	<.002	<.002	<.043	<.07	<.032	<.001
DX-68-05-621	295520098242301	03-22-00	<.039	<.11	<.1	<.002	<.002	.014	<.043	<.07	<.032	<.001
DX-68-06-405	295528098222301	03-22-00	<.039	<.11	<.1	<.002	<.002	<.002	<.043	<.07	<.032	<.001
DY-41-13-307	315105098241401	04-05-00	<.039	<.11	<.1	<.002	<.002	<.002	<.043	<.07	<.032	<.001
HH-45-35-505	312715102402201	01-12-00	<.039	<.11	<.25	<.002	<.002	<.002	<.043	<.07	<.032	<.001
HP-12-62-802	340210100184901	05-05-00	<.039	<.11	<.1	<.002	E.008	<.002	<.043	--	<.032	<.001
HS-28-09-404	324810101591201	05-16-00	<.039	<.11	<.1	<.002	<.002	<.002	<.043	<.07	<.032	<.001
HT-07-63-204	350607102103401	05-03-00	<.039	<.11	<.1	<.002	<.002	<.002	<.043	<.07	<.032	<.001
HZ-77-34-606	282608099455301	03-28-00	<.039	<.11	<.1	<.002	<.002	<.002	<.043	<.07	<.032	<.001
JA-05-57-613	350254100535501	05-04-00	<.039	<.11	<.1	<.002	<.002	<.002	<.043	<.07	<.032	<.001
JA-12-12-404	344910100360401	05-02-00	<.039	<.11	<.1	<.002	<.002	<.002	<.043	<.07	<.032	<.001
JH-45-05-924	315245102240201	05-25-00	<.039	<.11	<.1	<.002	<.002	<.002	<.043	<.78	<.032	<.001
JL-49-04-116	315757106370201	01-06-00	<.039	<.11	<.15	<.002	<.002	<.002	<.043	<.07	<.032	<.001
JL-49-04-423	315708106362301	01-03-00	<.039	<.11	<.45	<.002	<.002	<.002	<.043	<.07	<.032	<.001
JL-49-04-428	315517106361401	01-06-00	<.039	<.11	<.27	<.002	<.002	<.002	<.043	<.07	<.032	<.001
JL-49-04-492	315623106360601	01-06-00	<.039	<.11	<.25	<.002	<.002	<.002	<.043	<.07	<.032	<.001
JL-49-22-626	314145106163601	01-04-00	<.039	<.11	<.22	<.002	<.002	<.002	<.043	<.07	<.032	<.001
JL-49-24-423	314107106063301	01-07-00	<.039	<.11	<.32	<.002	<.002	<.002	<.043	<.07	<.032	<.001
JL-49-40-502	312648106044701	01-04-00	<.039	<.11	<.32	<.002	<.002	<.002	<.043	<.07	<.032	<.001
JY-65-26-520	293314095474702	04-03-00	<.039	<.11	<.1	<.002	<.002	<.002	<.043	<.07	<.032	<.001
KD-27-01-612	325523102542701	05-22-00	<.039	<.11	<.1	<.002	<.002	<.002	<.043	<.07	<.032	<.001
KK-57-42-709	301545098502801	07-06-00	<.039	<.11	<.1	<.002	<.002	<.002	<.043	<.07	<.032	<.001
KK-57-50-325	301357098471901	03-28-00	<.039	<.11	<.1	<.002	E.011	<.002	<.043	<.07	<.032	<.001
KK-57-51-303	301411098383101	03-21-00	<.039	<.11	<.1	<.002	E.082	<.002	<.043	<.07	<.032	<.001
KK-57-52-107	301430098363401	03-21-00	<.039	<.11	<.1	<.002	<.002	<.002	<.043	<.07	<.032	<.001

Table 5. Concentrations of soluble pesticides in public water-supply wells sampled in Texas, November 1999–January 2001—Continued

Local identifier	Station number	Date	Dacthal mono-acid (µg/L)	2,4-D (µg/L)	2,4-DB (µg/L)	DCPA (µg/L)	Deethyl-atrazine (µg/L)	Dia-zinon (µg/L)	Di-camba (µg/L)	Dichlo-benil (µg/L)	Dichloro-prop (µg/L)	Dieldrin (µg/L)
KP-79-23-101	284256097125001	02-29-00	<0.039	<0.11	<0.1	<0.002	<0.002	0.016	<0.043	<0.07	<0.032	<0.001
KS-05-52-105	351428100352601	05-04-00	<.039	<.11	<.1	<.002	<.002	<.002	<.043	<.07	<.032	<.001
KT-18-11-405	334844096435701	04-19-00	<.039	<.11	<.1	<.002	<.002	<.002	<.043	<.07	<.032	<.001
KT-18-11-406	334840096434001	04-19-00	<.039	<.11	<.1	<.002	E.009	<.002	<.043	<.07	<.032	<.001
KT-18-28-703	333039096362901	04-19-00	<.039	<.11	<.1	<.002	<.002	<.002	<.043	<.07	<.032	<.001
KY-11-49-512	341116101574601	05-04-00	<.039	<.12	<.1	<.002	E.046	<.002	<.043	<.07	<.032	<.001
KY-11-51-416	341032101423801	05-04-00	<.039	<.11	<.1	<.002	1.73	<.002	<.043	<.07	<.21	<.001
KY-11-57-602	340345101531801	05-03-00	<.039	<.11	<.1	<.002	E.016	<.002	<.043	<.07	<.032	<.001
KZ-12-19-104	344234100431601	05-09-00	<.039	<.11	<.1	<.002	E.004	<.002	<.043	<.07	<.032	<.001
LD-13-44-907	341523099305701	12-19-00	<.07	<.272	<.1	<.003	E.006	<.005	<.043	<.049	<.05	<.0048
LJ-60-64-807	300149095045001	05-04-00	<.039	<.11	<.1	<.002	<.002	<.002	<.043	<.07	<.032	<.001
LP-21-49-317	331233099545201	05-01-00	<.039	<.11	<.1	<.002	<.002	<.002	<.043	<.07	<.032	<.001
LR-67-09-112	295137097585801	03-21-00	<.039	<.11	<.1	<.002	E.004	<.002	<.043	<.07	<.032	<.001
LX-24-15-612	334857102092301	05-11-00	<.039	<.12	<.1	<.002	E.012	<.002	.038	<.07	<.032	<.001
LX-24-29-306	333536102223101	05-09-00	<.039	<.11	<.1	<.002	E.027	<.002	<.043	<.07	<.032	<.001
LX-24-37-405	332714102285401	05-16-00	<.039	<.11	<.1	<.002	E.007	<.002	<.043	<.07	<.032	<.001
LX-24-40-405	332624102072901	05-17-00	<.039	<.11	<.1	<.002	<.002	<.002	<.043	<.07	<.032	<.001
LY-32-26-706	323204097500301	03-22-00	<.039	<.11	<.1	<.002	<.002	<.002	<.043	<.07	<.032	<.001
LY-32-34-208	322958097481301	03-21-00	<.039	<.11	<.14	<.002	<.002	<.002	<.043	<.07	<.032	<.001
LY-32-34-303	322928097461701	04-03-00	<.039	<.11	<.1	<.002	<.002	<.002	<.043	<.07	<.032	<.001
LY-32-34-510	322537097485701	03-21-00	<.039	<.11	<.1	<.002	<.002	<.002	<.043	<.07	<.032	<.001
LY-32-34-609	322626097454801	03-21-00	<.039	<.11	<.1	<.002	<.002	<.002	<.043	<.07	<.032	<.001
PB-28-62-105	320649101215501	04-26-00	<.039	<.11	<.1	<.002	<.002	<.002	<.043	<.07	<.032	<.001
PK-43-50-216	311422100490201	12-20-00	<.07	<.278	<.1	<.003	<.006	<.005	<.043	<.049	<.05	<.0048
PS-52-02-404	305502103504101	01-10-00	<.039	<.14	<.28	<.002	<.002	<.002	<.043	<.07	<.032	<.001
PU-84-43-504	271841098402801	04-04-00	<.039	<.11	<.1	<.002	<.002	.009	<.043	<.07	<.032	<.001
PX-32-47-109	322201097141601	03-20-00	<.039	<.11	<.1	<.002	<.002	<.002	<.043	<.07	<.032	<.001
PZ-79-10-807	284713097493901	02-23-00	<.039	<.11	<.1	<.002	<.002	<.002	<.043	<.07	<.032	<.001
RS-21-35-103	332854099441101	05-01-00	<.039	<.11	<.1	<.002	E.106	<.002	<.043	<.07	<.032	<.001
RU-10-53-312	341418102243401	05-02-00	<.039	<.11	<.1	<.002	E.105	<.002	<.043	<.07	<.032	<.001

Table 5. Concentrations of soluble pesticides in public water-supply wells sampled in Texas, November 1999–January 2001—Continued

Local identifier	Station number	Date	Dacthal mono-acid (µg/L)	2,4-D (µg/L)	2,4-DB (µg/L)	DCPA (µg/L)	Deethyl-atrazine (µg/L)	Dia-zinon (µg/L)	Di-camba (µg/L)	Dichlo-benil (µg/L)	Dichloro-prop (µg/L)	Dieldrin (µg/L)
RU-10-60-606	340427102302801	05-02-00	<0.039	<0.11	<.1	<0.002	E0.004	<0.002	<0.043	<0.07	<0.032	<0.001
RW-41-63-520	310238098104001	03-23-00	<.039	<.11	<.1	<.002	<.002	<.002	<.043	<.07	<.032	<.001
SK-57-19-201	304323098421701	03-08-00	<.039	<.11	<.1	<.002	<.002	<.002	<.043	<.07	<.032	<.001
SK-57-34-201	303001098485201	03-09-00	<.039	<.11	<.1	<.002	<.002	<.002	<.043	<.07	<.032	<.001
SP-23-17-417	334043101585701	05-10-00	<.039	<.11	<.1	<.002	E.039	<.002	<.043	<.07	<.032	<.001
SP-23-18-107	334306101504101	05-10-00	<.039	<.15	<.1	<.002	E.089	<.002	<.043	<.07	<.032	<.001
SP-23-19-812	333955101404601	05-10-00	<.039	<.12	<.1	<.002	<.002	<.002	<.043	<.07	<.032	<.001
SP-24-24-214	334419102045201	05-18-00	<.039	<.11	<.1	<.002	E.006	<.002	<.043	<.07	<.032	<.001
SR-23-41-602	331933101543701	05-15-00	<.039	<.11	<.1	<.002	E.022	<.002	<.043	<.07	<.032	<.001
SS-42-52-504	311202099321401	03-01-00	<.039	<.11	<.1	<.002	<.002	<.002	<.043	<.07	<.032	<.001
ST-40-39-304	312745097083301	03-23-00	<.039	<.11	<.1	<.002	<.002	<.002	<.043	<.07	<.032	<.001
SY-27-39-505	322555102105501	05-24-00	<.039	<.11	<.1	<.002	<.002	<.002	<.043	<.07	<.032	<.001
SY-28-42-803	321619101495001	05-23-00	<.039	<.11	<.1	<.002	<.002	<.002	<.043	<.07	<.032	<.001
SY-28-50-908	320816101474601	05-23-00	<.039	<.11	<.1	<.002	<.002	.008	<.043	<.14	<.032	<.001
TB-76-03-605	285657100373801	03-28-00	<.039	<.11	<.1	<.002	<.002	<.002	<.043	<.07	<.032	<.001
TJ-27-63-712	320143102123101	12-20-00	<.07	<.11	<.1	<.003	<.006	<.005	<.043	<.049	<.05	<.0048
TJ-28-57-702	320221101594901	05-25-00	<.039	<.11	<.1	<.002	<.002	<.002	<.043	<.07	<.032	<.001
TJ-28-57-903	320010101523701	05-23-00	<.039	<.11	<.1	<.002	<.002	<.002	<.043	<.07	<.032	<.001
TJ-45-07-407	315643102131101	05-24-00	<.039	<.11	<.1	<.002	<.002	<.002	<.043	<.07	<.032	<.001
TJ-45-07-606	315702102075401	05-25-00	<.039	<.11	<.1	<.002	<.002	.004	<.043	<.07	<.032	<.001
TS-60-36-510	302701095331201	04-20-00	<.039	<.11	<.1	<.002	<.002	<.002	<.043	<.07	<.032	<.001
TW-22-02-714	335416100502101	05-05-00	<.039	<.11	<.1	<.002	<.002	<.002	<.043	<.07	<.032	<.001
TW-22-02-716	335449100513101	12-19-00	<.07	<.22	<.1	<.003	<.006	<.005	<.043	<.049	<.05	<.0048
UJ-62-49-712	300906093585201	04-28-00	<.039	<.11	<.1	<.002	<.002	<.002	<.043	<.07	<.032	<.001
UK-31-05-501	325545098255501	03-22-00	<.039	<.11	<.1	<.002	E.041	<.002	<.043	<.07	<.032	<.001
UK-31-24-501	324210098034701	03-22-00	<.039	<.11	<.1	<.002	<.002	<.002	<.043	<.07	<.032	<.001
UL-35-48-202	322207094034501	04-25-00	<.039	<.11	<.1	<.002	<.002	<.002	<.043	<.07	<.032	<.001
UP-32-10-604	324926097455001	02-09-00	<.039	<.11	<.35	<.002	<.002	<.002	<.043	<.07	<.032	<.001
UP-32-11-103	325005097440101	02-09-00	<.039	<.11	<.32	<.002	<.002	<.002	<.043	<.07	<.032	<.001
UP-32-11-709	324649097442001	02-09-00	<.039	<.11	<.4	<.002	<.002	<.002	<.043	<.07	<.032	<.001

Table 5. Concentrations of soluble pesticides in public water-supply wells sampled in Texas, November 1999–January 2001—Continued

Local identifier	Station number	Date	Dacthal mono-acid (µg/L)	2,4-D (µg/L)	2,4-DB (µg/L)	DCPA (µg/L)	Deethyl-atrazine (µg/L)	Dia-zinon (µg/L)	Di-camba (µg/L)	Dichlo-benil (µg/L)	Dichloro-prop (µg/L)	Dieldrin (µg/L)
UP-32-11-801	324548097411701	02-10-00	<0.039	<0.11	<0.59	<0.002	<0.002	<0.002	<0.043	<0.07	<0.032	<0.001
UP-32-25-602	323439097524301	02-09-00	<.039	<.11	<.35	<.002	<.002	<.002	<.043	<.07	<.032	<.001
UP-32-28-403	323356097361801	04-10-00	<.039	<.11	<.1	<.002	<.002	<.002	<.043	<.07	<.032	<.001
US-53-08-601	305723102015801	03-14-00	<.039	<.11	<.1	<.002	<.002	<.002	<.043	<.07	<.032	<.001
US-54-18-503	304131101492401	03-14-00	<.039	<.11	<.1	<.002	<.002	.025	<.043	<.07	<.032	<.001
UT-60-24-110	304251095060001	04-26-00	<.039	<.11	<.1	<.002	<.002	<.002	<.043	<.07	<.032	<.001
UY-07-64-914	350224102020301	05-03-00	<.039	<.11	<.1	<.002	E.038	<.002	<.043	<.07	<.032	<.001
UZ-44-37-505	312656101265101	01-13-00	<.039	<.11	<.1	<.002	<.002	<.002	<.043	<.07	<.032	<.001
WB-16-18-704	333942094503001	04-26-00	<.039	<.11	<.1	<.002	<.002	<.002	<.043	<.07	<.032	<.001
WD-46-46-210	312041103174201	01-11-00	<.039	<.11	<.21	<.002	<.002	<.002	<.043	<.21	<.032	<.001
WK-39-51-801	310956096402901	04-20-00	<.039	<.11	<.1	<.002	<.002	<.002	<.043	<.07	<.032	<.001
WP-43-31-211	313551100110801	04-25-00	<.039	<.11	<.1	<.002	E.003	<.002	<.043	<.07	<.032	<.001
WT-37-31-706	313110094131201	04-27-00	<.039	<.11	<.1	<.002	<.002	<.002	<.043	<.07	<.032	<.001
XH-34-37-312	322832095245401	04-25-00	<.039	<.11	<.1	<.002	<.002	<.002	<.043	<.07	<.032	<.001
XP-43-09-119	315033100584001	04-26-00	<.039	<.11	<.1	<.002	<.002	<.002	<.043	<.07	<.032	<.001
XR-22-54-201	331310100180801	05-01-00	<.039	<.11	<.1	<.002	<.002	<.002	<.043	<.07	<.032	<.001
XT-11-26-923	343046101463701	05-01-00	<.039	<.11	<.1	<.002	E.016	<.002	<.043	<.07	<.032	<.001
XU-32-04-604	325525097304801	01-05-00	<.039	<.11	<.4	<.002	<.002	<.002	<.043	<.07	<.032	<.001
XU-32-04-605	325525097304802	01-05-00	<.039	<.11	<.22	<.002	<.002	<.002	<.043	<.07	<.032	<.001
XU-32-05-805	325335097272401	04-03-00	<.039	<.11	<.1	<.002	<.002	<.002	<.043	<.07	<.032	<.001
XU-32-12-307	325101097313101	03-23-00	<.039	<.11	<.1	<.002	<.002	<.002	<.043	<.07	<.032	<.001
XU-32-13-405	324901097284701	01-24-00	<.039	<.11	<.42	<.002	<.002	<.002	<.043	<.07	<.032	<.001
XU-32-13-503	324816097272401	01-24-00	<.039	<.11	<.53	<.002	<.002	<.002	<.043	<.07	<.032	<.001
XU-32-23-701	323911097131001	03-20-00	<.039	<.11	<.1	<.002	<.002	<.002	<.043	<.07	<.032	<.001
XY-24-54-606	331112102160201	05-17-00	<.039	<.11	<.1	<.002	<.002	<.002	<.043	<.07	<.032	<.001
YB-43-19-701	313943100425301	01-14-00	<.039	<.11	<.38	<.002	<.002	<.002	<.043	<.07	<.032	<.001
YB-43-27-201	313638100400201	01-14-00	<.039	<.11	<.33	<.002	<.002	<.002	<.043	<.07	<.032	<.001
YB-43-44-102	312003100370101	01-14-00	<.039	<.11	<.25	<.002	<.002	<.002	<.043	<.07	<.032	<.001
YD-57-40-703	302306098050701	04-19-00	<.039	<.11	<.1	<.002	<.002	<.002	<.043	<.07	<.032	<.001
YD-58-50-830	300938097490601	11-03-99	<.039	<.11	<.45	<.002	<.002	<.002	<.043	<.07	<.032	<.001

Table 5. Concentrations of soluble pesticides in public water-supply wells sampled in Texas, November 1999–January 2001—Continued

Local identifier	Station number	Date	Dacthal mono-acid (µg/L)	2,4-D (µg/L)	2,4-DB (µg/L)	DCPA (µg/L)	Deethyl-atrazine (µg/L)	Dia-zinon (µg/L)	Di-camba (µg/L)	Dichlo-benil (µg/L)	Dichloro-prop (µg/L)	Dieldrin (µg/L)
YD-58-52-304	301305097314601	04-27-00	<0.039	<0.11	<0.1	<0.002	E0.006	<0.002	<0.043	<0.07	<0.032	<0.001
YH-60-13-308	305125095225701	01-19-01	<.07	<.11	<.1	<.003	E.008	<.005	<.043	<.049	<.05	<.0048
YP-69-27-107	293652099442501	10-19-00	<.07	<.11	<.1	<.003	<.006	<.005	<.043	<.049	<.05	<.0048
YP-69-27-402	293450099433701	10-19-00	<.07	<.11	<.1	<.003	<.006	<.005	<.043	<.049	<.05	<.0048
YP-69-27-704	293037099430301	10-18-00	<.07	<.11	<.1	<.003	<.006	<.005	<.043	<.049	<.05	<.0048
YP-69-28-303	293644099314601	10-18-00	<.07	<.11	<.1	<.003	<.006	<.005	<.043	<.049	<.05	<.0048
YT-79-24-101	284431097071801	02-29-00	<.039	<.11	<.1	<.002	<.002	<.002	<.043	<.07	<.032	<.001
YX-46-32-625	313252103010301	01-11-00	<.039	<.11	<.41	<.002	<.002	<.002	<.043	<.07	<.032	<.001
YX-46-40-311	312848103012901	01-11-00	<.039	<.17	<.22	<.002	<.002	<.002	<.043	<.07	<.032	<.001
YY-59-54-902	300824096152400	04-19-00	<.039	<.11	<.1	<.002	<.002	<.002	<.043	<.07	<.032	<.001
ZB-05-29-819	353215100261201	05-10-00	<.039	<.11	<.1	<.002	<.002	<.002	<.043	<.07	<.032	<.001
ZB-05-38-512	352709100182901	05-08-00	<.039	<.11	<.1	<.002	E.008	<.002	<.043	<.07	<.032	<.001
ZH-13-46-414	341848099222501	05-09-00	<.039	<.11	<.1	<.002	<.002	<.002	<.043	<.07	<.032	<.001
ZH-13-61-620	340451099224401	12-19-00	.04	<.221	<.1	<.003	<.006	<.005	<.043	<.049	<.05	<.0048
ZK-58-19-620	304151097390301	03-30-00	<.039	<.11	<.1	<.002	E.006	<.002	<.043	<.07	<.032	<.001
ZK-58-19-804	303809097404701	03-30-00	<.039	<.11	<.1	<.002	E.012	<.002	<.043	<.07	<.032	<.001
ZK-58-19-805	303859097400901	03-30-00	<.039	<.11	<.1	<.002	E.015	<.002	<.043	<.07	<.032	<.001
ZK-58-27-819	303117097421301	04-18-00	<.039	<.11	<.1	<.002	<.002	<.002	<.043	<.07	<.032	<.001
ZP-46-16-102	315042103054301	01-12-00	<.039	<.11	<.3	<.002	<.002	<.002	<.043	<.07	<.032	<.001
ZR-19-42-612	331902097472301	04-04-00	<.039	<.11	<.1	<.002	<.002	<.002	<.043	<.07	<.032	<.001
ZR-19-51-801	330906097411701	04-04-00	<.039	<.11	<.1	<.002	<.002	<.002	<.043	<.07	<.032	<.001
ZR-19-51-805	330839097412401	04-04-00	<.039	<.11	<.1	<.002	<.002	<.002	<.043	<.07	<.032	<.001
ZR-19-61-705	330014097285401	01-25-00	<.039	<.11	<.24	<.002	<.002	<.002	<.043	<.07	<.032	<.001
ZT-24-50-403	331051102511901	05-17-00	<.039	<.11	<.1	<.002	<.002	<.002	<.043	<.07	<.032	<.001
ZT-27-02-103	325819102501601	05-23-00	<.039	<.11	<.1	<.002	<.002	<.002	.060	<.07	<.032	<.001
ZT-27-02-105	325819102503701	05-23-00	<.039	<.11	<.1	<.002	E.013	<.002	<.043	<.07	<.032	<.001

Table 5. Concentrations of soluble pesticides in public water-supply wells sampled in Texas, November 1999–January 2001—Continued

Local identifier	Station number	Date	2, 6-Diethyl-aniline (µg/L)	Dino-seb (µg/L)	Disulfoton (µg/L)	Diuron (µg/L)	DNOC (µg/L)	EPTC (µg/L)	Ethal-fluralin (µg/L)	Etho-propfos (µg/L)	Fenu-ron (µg/L)	Fon-fos (µg/L)	Fluo-meturon (µg/L)
AB-27-37-103	322805102283801	05-17-00	<0.003	<0.06	<0.017	<0.06	<0.42	<0.002	<0.004	<0.003	<0.07	<0.003	<0.06
AB-27-37-105	322826102280101	05-17-00	<.003	<.06	<.017	<.06	<.42	<.002	<.004	<.003	<.07	<.003	<.06
AK-06-52-506	351024101334401	05-04-00	<.003	<.06	<.017	<.06	<.42	<.002	<.004	<.003	<.23	<.003	<.06
AP-59-62-403	300259096195001	04-03-00	<.003	<.06	<.017	<.06	<.42	<.002	<.004	<.003	<.07	<.003	<.06
AP-66-16-407	294903096061401	04-21-00	<.003	<.06	<.017	<.06	<.42	<.002	<.004	<.003	<.07	<.003	<.06
AR-10-51-408	341229102435401	05-01-00	<.003	<.06	<.017	<.06	<.42	<.002	<.004	<.003	<.07	<.003	<.06
AR-24-09-604	335000102545701	05-09-00	<.003	<.06	<.017	<.06	<.42	<.002	<.004	<.003	<.07	<.003	<.06
AT-58-62-206	300646097193001	12-10-99	<.003	<.06	<.017	<.53	<.42	<.002	<.004	<.003	<.07	<.003	<.14
AU-21-30-389	333612099163101	05-02-00	<.003	<.06	<.017	<.06	<.42	<.002	<.004	<.003	<.07	<.003	<.06
AX-58-04-604	305718097314401	03-22-00	<.003	<.06	<.017	<.06	<.42	<.002	<.004	<.003	.11	<.003	<.06
AX-58-04-623	305624097321101	03-22-00	<.003	<.06	<.017	<.06	<.42	<.002	<.004	<.003	<.07	<.003	<.06
AY-68-35-105	292842098425001	03-06-00	<.003	<.06	<.017	<.06	<.42	<.002	<.004	<.003	<.07	<.003	<.06
AZ-57-45-612	301923098225401	04-18-00	<.003	<.06	<.017	<.06	<.42	<.002	<.004	<.003	<.07	<.003	<.06
AZ-57-45-811	301633098252901	03-29-00	<.003	<.06	<.017	<.06	<.42	<.002	<.004	<.003	<.07	<.003	<.06
BD-16-40-709	332301094061701	01-18-01	<.0017	<.09	<.021	<.049	<.25	<.002	<.009	<.005	<.07	<.0027	<.06
BK-73-47-504	291911103124301	12-28-00	<.0017	<.09	<.021	<.049	<.25	<.002	<.009	<.005	<.07	<.0027	<.06
BK-73-52-905	290819103312601	12-28-00	<.0017	<.09	<.021	<.049	<.25	<.002	<.009	<.005	<.07	<.0027	<.06
BL-11-38-334	342841101155301	05-01-00	<.003	<.06	<.017	<.06	<.42	<.002	<.004	<.003	<.07	<.003	<.06
BL-11-48-507	341919101035201	05-02-00	<.003	<.06	<.017	<.06	<.42	<.002	<.004	<.003	<.07	<.003	<.06
BL-12-41-204	342109100570301	05-02-00	<.003	<.06	<.017	<.06	<.42	<.002	<.004	<.003	<.07	<.003	<.06
BR-41-01-244	315849098552101	04-05-00	<.003	<.06	<.017	<.06	<.42	<.002	<.004	<.003	<.07	<.003	<.06
BT-57-14-403	304939098202401	03-08-00	<.003	<.06	<.017	<.06	<.42	<.002	<.004	<.003	<.07	<.003	<.06
BT-57-14-404	304927098211201	03-08-00	<.003	<.06	<.017	<.06	<.42	<.002	<.004	<.003	<.07	<.003	<.06
BT-57-21-607	304125098224001	03-28-00	<.003	<.06	<.017	<.06	<.42	<.002	<.004	<.003	<.07	<.003	<.06
BT-57-21-608	304121098224201	03-28-00	<.003	<.06	<.017	<.06	<.42	<.002	<.004	<.003	<.07	<.003	<.06
BT-57-23-110	304406098130801	03-29-00	<.003	<.06	<.017	<.06	<.42	<.002	<.004	<.003	<.07	<.003	<.06
BT-57-30-101	303548098211701	03-01-00	<.003	<.06	<.017	<.06	<.42	<.002	<.004	<.003	<.07	<.003	<.06
BU-67-10-910	294528097464401	03-21-00	<.003	<.06	<.017	<.06	<.42	<.002	<.004	<.003	<.07	<.003	<.06

Table 5. Concentrations of soluble pesticides in public water-supply wells sampled in Texas, November 1999–January 2001—Continued

Local identifier	Station number	Date	2, 6-Diethyl-aniline (µg/L)	Dino-seb (µg/L)	Disulfoton (µg/L)	Diuron (µg/L)	DNOC (µg/L)	EPTC (µg/L)	Ethal-fluralin (µg/L)	Etho-propfos (µg/L)	Fenu-ron (µg/L)	Fon-fofos (µg/L)	Fluo-meturon (µg/L)
BX-30-55-936	320939099093801	12-18-00	<0.0017	<0.09	<0.021	<0.056	<0.25	<0.002	<0.009	<0.005	<0.07	<0.0027	<0.06
DA-06-28-202	353704101343701	05-03-00	<.003	<.06	<.017	<.06	<.42	<.002	<.004	<.003	<.07	<.003	<.06
DL-14-62-604	340406098160701	05-10-00	<.003	<.06	<.017	<.06	<.42	<.002	<.004	<.003	<.07	<.003	<.06
DP-24-18-308	334352102450601	05-09-00	<.003	<.06	<.017	<.06	<.42	<.002	<.004	<.003	<.07	<.003	<.06
DP-25-24-304	334245103011001	05-08-00	<.003	<.06	<.017	<.06	<.42	<.002	<.004	<.003	<.07	<.003	<.06
DU-12-06-609	345658100155501	05-08-00	<.003	<.06	<.017	<.06	<.42	<.002	<.004	<.003	<.07	<.003	<.06
DX-68-05-621	295520098242301	03-22-00	<.003	<.06	<.017	<.06	<.42	<.002	<.004	<.003	<.07	<.003	<.06
DX-68-06-405	295528098222301	03-22-00	<.003	<.06	<.017	<.06	<.42	<.002	<.004	<.003	<.07	<.003	<.06
DY-41-13-307	315105098241401	04-05-00	<.003	<.06	<.017	<.06	<.42	<.002	<.004	<.003	<.07	<.003	<.06
HH-45-35-505	312715102402201	01-12-00	<.003	<.06	<.017	<.47	<.42	<.002	<.004	<.003	<.07	<.003	<.06
HP-12-62-802	340210100184901	05-05-00	<.003	<.06	<.017	--	<.42	<.002	<.004	<.003	--	<.003	--
HS-28-09-404	324810101591201	05-16-00	<.003	<.06	<.017	<.06	<.42	<.002	<.004	<.003	<.07	<.003	<.06
HT-07-63-204	350607102103401	05-03-00	<.003	<.06	<.017	<.06	<.42	<.002	<.004	<.003	<.07	<.003	<.06
HZ-77-34-606	282608099455301	03-28-00	<.003	<.06	<.017	<.06	<.42	<.002	<.004	<.003	<.07	<.003	<.06
JA-05-57-613	350254100535501	05-04-00	<.003	<.06	<.017	<.06	<.42	<.002	<.004	<.003	<.07	<.003	<.06
JA-12-12-404	344910100360401	05-02-00	<.003	<.06	<.017	<.06	<.42	<.002	<.004	<.003	<.07	<.003	<.06
JH-45-05-924	315245102240201	05-25-00	<.003	<.06	<.017	<.06	<.42	<.002	<.004	<.003	<.07	<.003	<.06
JL-49-04-116	315757106370201	01-06-00	<.003	<.06	<.017	<.55	<.42	<.002	<.004	<.003	<.07	<.003	<.06
JL-49-04-423	315708106362301	01-03-00	<.003	<.06	<.017	<.53	<.42	<.002	<.004	<.003	<.07	<.003	<.06
JL-49-04-428	315517106361401	01-06-00	<.003	<.06	<.017	<.5	<.42	<.002	<.004	<.003	<.07	<.003	<.06
JL-49-04-492	315623106360601	01-06-00	<.003	<.06	<.017	<.52	<.42	<.002	<.004	<.003	<.07	<.003	<.06
JL-49-22-626	314145106163601	01-04-00	<.003	<.06	<.017	<.52	<.42	<.002	<.004	<.003	<.07	<.003	<.06
JL-49-24-423	314107106063301	01-07-00	<.003	<.06	<.017	<.56	<.42	<.002	<.004	<.003	<.07	<.003	<.06
JL-49-40-502	312648106044701	01-04-00	<.003	<.06	<.017	<.5	<.42	<.002	<.004	<.003	<.07	<.003	<.06
JY-65-26-520	293314095474702	04-03-00	<.003	<.06	<.017	<.06	<.42	<.002	<.004	<.003	<.07	<.003	<.06
KD-27-01-612	325523102542701	05-22-00	<.003	<.06	<.017	<.06	<.42	<.002	<.004	<.003	<.07	<.003	<.06
KK-57-42-709	301545098502801	07-06-00	<.003	<.06	<.017	<.06	<.42	<.002	<.004	<.003	<.07	<.003	<.06
KK-57-50-325	301357098471901	03-28-00	<.003	<.06	<.017	<.06	<.42	<.002	<.004	<.003	<.07	<.003	<.06
KK-57-51-303	301411098383101	03-21-00	<.003	<.06	<.017	<.06	<.42	<.002	<.004	<.003	.16	<.003	<.06
KK-57-52-107	301430098363401	03-21-00	<.003	<.06	<.017	<.06	<.42	<.002	<.004	<.003	<.07	<.003	<.06

Table 5. Concentrations of soluble pesticides in public water-supply wells sampled in Texas, November 1999–January 2001—Continued

Local identifier	Station number	Date	2, 6-Diethyl-aniline (µg/L)	Dino-seb (µg/L)	Disulfoton (µg/L)	Diuron (µg/L)	DNOC (µg/L)	EPTC (µg/L)	Ethal-fluralin (µg/L)	Etho-propfos (µg/L)	Fenu-ron (µg/L)	Fon-fofos (µg/L)	Fluo-meturon (µg/L)
KP-79-23-101	284256097125001	02-29-00	<0.003	<0.06	<0.017	<0.06	<0.42	<0.002	<0.004	<0.003	<0.07	<0.003	<0.06
KS-05-52-105	351428100352601	05-04-00	<.003	<.06	<.017	<.06	<.42	<.002	<.004	<.003	<.07	<.003	<.06
KT-18-11-405	334844096435701	04-19-00	<.003	<.06	<.017	<.06	<.42	<.002	<.004	<.003	<.07	<.003	<.06
KT-18-11-406	334840096434001	04-19-00	<.003	<.06	<.017	<.06	<.42	<.002	<.004	<.003	<.07	<.003	<.06
KT-18-28-703	333039096362901	04-19-00	<.003	<.06	<.017	<.06	<.42	<.002	<.004	<.003	<.07	<.003	<.06
KY-11-49-512	341116101574601	05-04-00	<.003	<.06	<.017	<.06	<.42	<.002	<.004	<.003	<.07	<.003	<.06
KY-11-51-416	341032101423801	05-04-00	<.003	<.06	<.017	<.06	<.42	<.002	<.004	<.003	<.07	<.003	<.06
KY-11-57-602	340345101531801	05-03-00	<.003	<.06	<.017	<.06	<.42	<.002	<.004	<.003	<.07	<.003	<.06
KZ-12-19-104	344234100431601	05-09-00	<.003	<.06	<.017	<.06	<.42	<.002	<.004	<.003	<.07	<.003	<.06
LD-13-44-907	341523099305701	12-19-00	<.0017	<.09	<.021	<.056	<.25	<.002	<.009	<.005	<.07	<.0027	<.06
LJ-60-64-807	300149095045001	05-04-00	<.003	<.06	<.017	<.06	<.42	<.002	<.004	<.003	<.07	<.003	<.06
LP-21-49-317	331233099545201	05-01-00	<.003	<.06	<.017	<.06	<.42	<.002	<.004	<.003	<.07	<.003	<.06
LR-67-09-112	295137097585801	03-21-00	<.003	<.06	<.017	<.06	<.42	<.002	<.004	<.003	<.07	<.003	<.06
LX-24-15-612	334857102092301	05-11-00	<.003	<.06	<.017	<.06	<.42	<.002	<.004	<.003	<.07	<.003	<.06
LX-24-29-306	333536102223101	05-09-00	<.003	<.06	<.017	<.06	<.42	<.002	<.004	<.003	<.07	<.003	<.06
LX-24-37-405	332714102285401	05-16-00	<.003	<.06	<.017	<.06	<.42	<.002	<.004	<.003	<.07	<.003	<.06
LX-24-40-405	332624102072901	05-17-00	<.003	<.06	<.017	<.06	<.42	<.002	<.004	<.003	<.07	<.003	<.06
LY-32-26-706	323204097500301	03-22-00	<.003	<.06	<.017	<.06	<.42	<.002	<.004	<.003	<.07	<.003	<.06
LY-32-34-208	322958097481301	03-21-00	<.003	<.06	<.017	<.06	<.42	<.002	<.004	<.003	<.07	<.003	<.06
LY-32-34-303	322928097461701	04-03-00	<.003	<.06	<.017	<.06	<.42	<.002	<.004	<.003	<.07	<.003	<.06
LY-32-34-510	322537097485701	03-21-00	<.003	<.06	<.017	<.06	<.42	<.002	<.004	<.003	<.07	<.003	<.06
LY-32-34-609	322626097454801	03-21-00	<.003	<.06	<.017	<.06	<.42	<.002	<.004	<.003	<.07	<.003	<.06
PB-28-62-105	320649101215501	04-26-00	<.003	<.06	<.017	<.06	<.42	<.002	<.004	<.003	<.07	<.003	<.06
PK-43-50-216	311422100490201	12-20-00	<.0017	<.09	<.021	<.056	<.25	<.002	<.009	<.005	<.07	<.0027	<.06
PS-52-02-404	305502103504101	01-10-00	<.003	<.06	<.017	<.55	<.42	<.002	<.004	<.003	<.07	<.003	<.06
PU-84-43-504	271841098402801	04-04-00	<.003	<.06	<.017	<.06	<.42	<.002	<.004	<.003	<.07	<.003	<.06
PX-32-47-109	322201097141601	03-20-00	<.003	<.06	<.017	<.06	<.42	<.002	<.004	<.003	<.07	<.003	<.06
PZ-79-10-807	284713097493901	02-23-00	<.003	<.06	<.017	<.06	<.42	<.002	<.004	<.003	<.07	<.003	<.06
RS-21-35-103	332854099441101	05-01-00	<.003	<.06	<.017	<.06	<.42	<.002	<.004	<.003	<.07	<.003	<.06
RU-10-53-312	341418102243401	05-02-00	<.003	<.06	<.017	<.06	<.42	<.002	<.004	<.003	<.07	<.003	<.06

Table 5. Concentrations of soluble pesticides in public water-supply wells sampled in Texas, November 1999–January 2001—Continued

Local identifier	Station number	Date	2, 6-Diethyl-aniline (µg/L)	Dino-seb (µg/L)	Disulfoton (µg/L)	Diuron (µg/L)	DNOC (µg/L)	EPTC (µg/L)	Ethal-fluralin (µg/L)	Etho-propfos (µg/L)	Fenu-ron (µg/L)	Fon-fofos (µg/L)	Fluo-meturon (µg/L)
RU-10-60-606	340427102302801	05-02-00	<0.003	<0.06	<0.017	<0.06	<0.42	<0.002	<0.004	<0.003	<0.07	<0.003	<0.06
RW-41-63-520	310238098104001	03-23-00	<.003	<.06	<.017	<.06	<.42	<.002	<.004	<.003	<.07	<.003	<.06
SK-57-19-201	304323098421701	03-08-00	<.003	<.06	<.017	<.06	<.42	<.002	<.004	<.003	<.07	<.003	<.06
SK-57-34-201	303001098485201	03-09-00	<.003	<.13	<.017	<.06	<.42	<.002	<.004	<.003	<.07	<.003	<.06
SP-23-17-417	334043101585701	05-10-00	<.003	<.06	<.017	<.06	<.42	<.002	<.004	<.003	<.13	<.003	<.06
SP-23-18-107	334306101504101	05-10-00	<.003	<.06	<.017	<.06	<.42	<.002	<.004	<.003	<.07	<.003	<.06
SP-23-19-812	333955101404601	05-10-00	<.003	<.06	<.017	<.06	<.42	<.002	<.004	<.003	<.07	<.003	<.06
SP-24-24-214	334419102045201	05-18-00	<.003	<.06	<.017	<.06	<.42	<.002	<.004	<.003	<.07	<.003	<.06
SR-23-41-602	331933101543701	05-15-00	<.003	<.06	<.017	<.06	<.42	<.002	<.004	<.003	<.07	<.003	<.06
SS-42-52-504	311202099321401	03-01-00	<.003	<.06	<.017	<.06	<.42	<.002	<.004	<.003	<.12	<.003	<.06
ST-40-39-304	312745097083301	03-23-00	<.003	<.06	<.017	<.06	<.42	<.002	<.004	<.003	<.07	<.003	<.06
SY-27-39-505	322555102105501	05-24-00	<.003	<.06	<.017	<.06	<.42	<.002	<.004	<.003	<.07	<.003	<.06
SY-28-42-803	321619101495001	05-23-00	<.003	<.06	<.017	<.06	<.42	<.002	<.004	<.003	<.07	<.003	<.06
SY-28-50-908	320816101474601	05-23-00	<.003	<.06	<.017	<.06	<.42	<.002	<.004	<.003	<.07	<.003	<.06
TB-76-03-605	285657100373801	03-28-00	<.003	<.06	<.017	<.06	<.42	<.002	<.004	<.003	<.07	<.003	<.06
TJ-27-63-712	320143102123101	12-20-00	<.0017	<.09	<.021	<.056	<.25	<.002	<.009	<.005	<.07	<.0027	<.06
TJ-28-57-702	320221101594901	05-25-00	<.003	<.06	<.017	<.06	<.42	<.002	<.004	<.003	<.15	<.003	<.06
TJ-28-57-903	320010101523701	05-23-00	<.003	<.06	<.017	<.06	<.42	<.002	<.004	<.003	<.07	<.003	<.06
TJ-45-07-407	315643102131101	05-24-00	<.003	<.06	<.017	<.06	<.42	<.002	<.004	<.003	<.07	<.003	<.06
TJ-45-07-606	315702102075401	05-25-00	<.003	<.06	<.017	<.06	<.42	<.002	<.004	<.003	<.07	<.003	<.06
TS-60-36-510	302701095331201	04-20-00	<.003	<.06	<.017	<.06	<.42	<.002	<.004	<.003	<.07	<.003	<.06
TW-22-02-714	335416100502101	05-05-00	<.003	<.06	<.017	<.06	<.42	<.002	<.004	<.003	<.07	<.003	<.06
TW-22-02-716	335449100513101	12-19-00	<.0017	<.09	<.021	<.056	<.25	<.002	<.009	<.005	<.07	<.0027	<.06
UJ-62-49-712	300906093585201	04-28-00	<.003	<.06	<.017	<.06	<.42	<.002	<.004	<.003	<.07	<.003	<.06
UK-31-05-501	325545098255501	03-22-00	<.003	<.06	<.017	<.06	<.42	<.002	<.004	<.003	<.07	<.003	<.06
UK-31-24-501	324210098034701	03-22-00	<.003	<.06	<.017	<.06	<.42	<.002	<.004	<.003	<.07	<.003	<.06
UL-35-48-202	322207094034501	04-25-00	<.003	<.06	<.017	<.06	<.42	<.002	<.004	<.003	<.07	<.003	<.06
UP-32-10-604	324926097455001	02-09-00	<.003	<.06	<.017	<.49	<.42	<.002	<.004	<.003	<.07	<.003	<.06
UP-32-11-103	325005097440101	02-09-00	<.003	<.06	<.017	<.57	<.42	<.002	<.004	<.003	<.07	<.003	<.06
UP-32-11-709	324649097442001	02-09-00	<.003	<.06	<.017	<.57	<.42	<.002	<.004	<.003	<.07	<.003	<.06

Table 5. Concentrations of soluble pesticides in public water-supply wells sampled in Texas, November 1999–January 2001—Continued

Local identifier	Station number	Date	2, 6-Diethyl-aniline (µg/L)	Dino-seb (µg/L)	Disulfoton (µg/L)	Diuron (µg/L)	DNOC (µg/L)	EPTC (µg/L)	Ethal-fluralin (µg/L)	Etho-propfos (µg/L)	Fenu-ron (µg/L)	Fon-fos (µg/L)	Fluo-meturon (µg/L)
UP-32-11-801	324548097411701	02-10-00	<0.003	<0.06	<0.017	<0.56	<0.42	<0.002	<0.004	<0.003	<0.07	<0.003	<0.06
UP-32-25-602	323439097524301	02-09-00	<.003	<.06	<.017	<.59	<.42	<.002	<.004	<.003	<.07	<.003	<.16
UP-32-28-403	323356097361801	04-10-00	<.003	<.06	<.017	<.06	<.42	<.002	<.004	<.003	<.07	<.003	<.06
US-53-08-601	305723102015801	03-14-00	<.003	<.06	<.017	<.06	<.42	<.002	<.004	<.003	<.07	<.003	<.06
US-54-18-503	304131101492401	03-14-00	<.003	<.06	<.017	<.06	<.42	<.002	<.004	<.003	<.07	<.003	<.06
UT-60-24-110	304251095060001	04-26-00	<.003	<.06	<.017	<.06	<.42	<.002	<.004	<.003	<.07	<.003	<.06
UY-07-64-914	350224102020301	05-03-00	<.003	<.06	<.017	<.06	<.42	<.002	<.004	<.003	<.07	<.003	<.06
UZ-44-37-505	312656101265101	01-13-00	<.003	<.06	<.017	<.5	<.42	<.002	<.004	<.003	<.07	<.003	<.06
WB-16-18-704	333942094503001	04-26-00	<.003	<.06	<.017	<.06	<.42	<.002	<.004	<.003	<.07	<.003	<.06
WD-46-46-210	312041103174201	01-11-00	<.003	<.06	<.017	<.43	<.42	<.002	<.004	<.003	<.07	<.003	<.15
WK-39-51-801	310956096402901	04-20-00	<.003	<.06	<.017	<.06	<.42	<.002	<.004	<.003	<.07	<.003	<.06
WP-43-31-211	313551100110801	04-25-00	<.003	<.06	<.017	<.06	<.42	<.002	<.004	<.003	<.07	<.003	<.06
WT-37-31-706	313110094131201	04-27-00	<.003	<.06	<.017	<.06	<.42	<.002	<.004	<.003	<.07	<.003	<.06
XH-34-37-312	322832095245401	04-25-00	<.003	<.06	<.017	<.06	<.42	<.002	<.004	<.003	<.07	<.003	<.06
XP-43-09-119	315033100584001	04-26-00	<.003	<.06	<.017	<.06	<.42	<.002	<.004	<.003	<.07	<.003	<.06
XR-22-54-201	331310100180801	05-01-00	<.003	<.06	<.017	<.06	<.42	<.002	<.004	<.003	<.07	<.003	<.06
XT-11-26-923	343046101463701	05-01-00	<.003	<.06	<.017	<.06	<.42	<.002	<.004	<.003	<.07	<.003	<.06
XU-32-04-604	325525097304801	01-05-00	<.003	<.06	<.017	<.55	<.42	<.002	<.004	<.003	<.07	<.003	<.06
XU-32-04-605	325525097304802	01-05-00	<.003	<.06	<.017	<.49	<.42	<.002	<.004	<.003	<.07	<.003	<.06
XU-32-05-805	325335097272401	04-03-00	<.003	<.06	<.017	<.06	<.42	<.002	<.004	<.003	<.07	<.003	<.06
XU-32-12-307	325101097313101	03-23-00	<.003	<.06	<.017	<.06	<.42	<.002	<.004	<.003	<.07	<.003	<.06
XU-32-13-405	324901097284701	01-24-00	<.003	<.06	<.017	<.64	<.42	<.002	<.004	<.003	<.07	<.003	<.06
XU-32-13-503	324816097272401	01-24-00	<.003	<.06	<.017	<.56	<.42	<.002	<.004	<.003	<.07	<.003	<.15
XU-32-23-701	323911097131001	03-20-00	<.003	<.06	<.017	<.06	<.42	<.002	<.004	<.003	<.07	<.003	<.06
XY-24-54-606	331112102160201	05-17-00	<.003	<.06	<.017	<.06	<.42	<.002	<.004	<.003	<.07	<.003	<.06
YB-43-19-701	313943100425301	01-14-00	<.003	<.06	<.017	<.56	<.42	<.002	<.004	<.003	<.07	<.003	<.06
YB-43-27-201	313638100400201	01-14-00	<.003	<.06	<.017	<.48	<.42	<.002	<.004	<.003	<.07	<.003	<.06
YB-43-44-102	312003100370101	01-14-00	<.003	<.06	<.017	<.51	<.42	<.002	<.004	<.003	<.07	<.003	<.06
YD-57-40-703	302306098050701	04-19-00	<.003	<.06	<.017	<.06	<.42	<.002	<.004	<.003	<.07	<.003	<.06
YD-58-50-830	300938097490601	11-03-99	<.003	<.06	<.017	<.06	<.42	<.002	<.004	<.003	<.07	<.003	<.06

Table 5. Concentrations of soluble pesticides in public water-supply wells sampled in Texas, November 1999–January 2001—Continued

Local identifier	Station number	Date	2, 6-Diethyl-aniline (µg/L)	Dino-seb (µg/L)	Disulfoton (µg/L)	Diuron (µg/L)	DNOC (µg/L)	EPTC (µg/L)	Ethal-fluralin (µg/L)	Etho-propfos (µg/L)	Fenu-ron (µg/L)	Fon-fofos (µg/L)	Fluo-meturon (µg/L)
YD-58-52-304	301305097314601	04-27-00	<0.003	<0.06	<0.017	<0.06	<0.42	<0.002	<0.004	<0.003	<0.07	<0.003	<0.06
YH-60-13-308	305125095225701	01-19-01	<.0017	<.2	<.021	<.049	<.25	<.002	<.009	<.005	<.07	<.0027	<.06
YP-69-27-107	293652099442501	10-19-00	<.0017	<.09	<.021	<.049	<.25	<.002	<.009	<.005	<.07	<.0027	<.06
YP-69-27-402	293450099433701	10-19-00	<.0017	<.09	<.021	<.049	<.25	<.002	<.009	<.005	<.07	<.0027	<.06
YP-69-27-704	293037099430301	10-18-00	<.0017	<.09	<.021	<.049	<.25	<.002	<.009	<.005	<.07	<.0027	<.06
YP-69-28-303	293644099314601	10-18-00	<.0017	<.09	<.021	<.049	<.25	<.002	<.009	<.005	<.07	<.0027	<.06
YT-79-24-101	284431097071801	02-29-00	<.003	<.06	<.017	<.06	<.42	<.002	<.004	<.003	<.07	<.003	<.06
YX-46-32-625	313252103010301	01-11-00	<.003	<.06	<.017	<.49	<.42	<.002	<.004	<.003	<.07	<.003	<.06
YX-46-40-311	312848103012901	01-11-00	<.003	<.06	<.017	<.83	<.42	<.002	<.004	<.003	<.07	<.003	<.06
YY-59-54-902	300824096152400	04-19-00	<.003	<.06	<.017	<.06	<.42	<.002	<.004	<.003	<.07	<.003	<.06
ZB-05-29-819	353215100261201	05-10-00	<.003	<.06	<.017	<.06	<.42	<.002	<.004	<.003	<.07	<.003	<.06
ZB-05-38-512	352709100182901	05-08-00	<.003	<.06	<.017	<.06	<.42	<.002	<.004	<.003	<.07	<.003	<.06
ZH-13-46-414	341848099222501	05-09-00	<.003	<.06	<.017	<.06	<.42	<.002	<.004	<.003	<.07	<.003	<.06
ZH-13-61-620	340451099224401	12-19-00	<.0017	<.09	<.021	<.056	<.25	<.002	<.009	<.005	<.07	<.0027	<.06
ZK-58-19-620	304151097390301	03-30-00	<.003	<.06	<.017	.02	<.42	<.002	<.004	<.003	<.07	<.003	<.06
ZK-58-19-804	303809097404701	03-30-00	<.003	<.06	<.017	<.06	<.42	<.002	<.004	<.003	<.07	<.003	<.06
ZK-58-19-805	303859097400901	03-30-00	<.003	<.06	<.017	<.06	<.42	<.002	<.004	<.003	<.07	<.003	<.06
ZK-58-27-819	303117097421301	04-18-00	<.003	<.06	<.017	<.06	<.42	<.002	<.004	<.003	<.07	<.003	<.06
ZP-46-16-102	315042103054301	01-12-00	<.003	<.06	<.017	<.49	<.42	<.002	<.004	<.003	E.02	<.003	<.06
ZR-19-42-612	331902097472301	04-04-00	<.003	<.06	<.017	<.06	<.42	<.002	<.004	<.003	<.07	<.003	<.06
ZR-19-51-801	330906097411701	04-04-00	<.003	<.06	<.017	<.06	<.42	<.002	<.004	<.003	<.07	<.003	<.06
ZR-19-51-805	330839097412401	04-04-00	<.003	<.06	<.017	<.06	<.42	<.002	<.004	<.003	<.07	<.003	<.06
ZR-19-61-705	330014097285401	01-25-00	<.003	<.06	<.017	<.06	<.42	<.002	<.004	<.003	<.07	<.003	<.21
ZT-24-50-403	331051102511901	05-17-00	<.003	<.06	<.017	<.06	<.42	<.002	<.004	<.003	<.07	<.003	<.06
ZT-27-02-103	325819102501601	05-23-00	<.003	<.06	<.017	<.06	<.42	<.002	<.004	<.003	<.07	<.003	<.06
ZT-27-02-105	325819102503701	05-23-00	<.003	<.06	<.017	.14	<.42	<.002	<.004	<.003	<.07	<.003	<.06

Table 5. Concentrations of soluble pesticides in public water-supply wells sampled in Texas, November 1999–January 2001—Continued

Local identifier	Station number	Date	3-Hydroxy-carbofuran (µg/L)	Lindane (µg/L)	Linuron (µg/L)	Malathion (µg/L)	MCPA (µg/L)	MCPB (µg/L)	Methio-carb (µg/L)	Metho-myl (µg/L)	Metola-chlor (µg/L)	Metri-buzin (µg/L)
AB-27-37-103	322805102283801	05-17-00	<0.11	<0.004	<0.002	<0.005	<0.17	<0.13	<0.026	<0.13	<0.002	<0.004
AB-27-37-105	322826102280101	05-17-00	<.11	<.004	<.002	<.005	<.17	<.13	<.026	<.017	<.002	<.004
AK-06-52-506	351024101334401	05-04-00	<.17	<.004	<.002	<.005	<.17	<.13	<.026	<.32	<.002	<.004
AP-59-62-403	300259096195001	04-03-00	<.11	<.004	<.002	<.005	<.17	<.13	<.026	<.017	<.002	<.004
AP-66-16-407	294903096061401	04-21-00	<.11	<.004	<.002	<.005	<.17	<.13	<.026	<.017	<.002	<.004
AR-10-51-408	341229102435401	05-01-00	<.11	<.004	<.002	<.005	<.17	<.13	<.026	<.017	<.002	<.004
AR-24-09-604	335000102545701	05-09-00	<.18	<.004	<.002	<.005	<.17	<.13	<.026	<.017	<.002	<.004
AT-58-62-206	300646097193001	12-10-99	<.11	<.004	<.002	<.005	<.17	<.13	<.026	<.017	<.002	<.3
AU-21-30-389	333612099163101	05-02-00	<.11	<.004	<.002	<.005	<.17	<.13	<.026	<.017	<.002	<.004
AX-58-04-604	305718097314401	03-22-00	<.11	<.004	<.002	<.005	<.17	<.13	<.026	<.11	E.004	<.004
AX-58-04-623	305624097321101	03-22-00	<.11	<.004	<.002	<.005	<.17	<.13	<.026	<.017	<.002	<.004
AY-68-35-105	292842098425001	03-06-00	<.11	<.004	<.002	<.005	<.17	<.13	<.026	<.017	<.002	<.004
AZ-57-45-612	301923098225401	04-18-00	<.11	<.004	<.002	<.005	<.17	<.13	<.026	<.017	<.002	<.004
AZ-57-45-811	301633098252901	03-29-00	<.11	<.004	<.002	<.005	<.17	<.13	<.026	<.017	<.002	<.004
BD-16-40-709	332301094061701	01-18-01	<.011	<.004	<.035	<.027	<.08	<.13	<.07	<.017	<.013	<.006
BK-73-47-504	291911103124301	12-28-00	<.011	<.004	<.035	<.027	<.08	<.13	<.07	<.017	<.013	<.006
BK-73-52-905	290819103312601	12-28-00	<.011	<.004	<.035	<.027	<.08	<.13	<.07	<.017	<.013	<.006
BL-11-38-334	342841101155301	05-01-00	<.11	<.004	<.002	<.005	<.17	<.13	<.026	<.017	<.002	<.004
BL-11-48-507	341919101035201	05-02-00	<.11	<.004	<.002	<.005	<.17	<.13	<.026	<.017	<.002	<.004
BL-12-41-204	342109100570301	05-02-00	<.11	<.004	<.002	<.005	<.17	<.13	<.026	<.017	<.002	<.004
BR-41-01-244	315849098552101	04-05-00	<.11	<.004	<.002	<.005	<.17	<.13	<.026	<.017	<.002	<.004
BT-57-14-403	304939098202401	03-08-00	<.11	<.004	<.002	<.005	<.17	<.13	<.026	<.017	<.002	<.004
BT-57-14-404	304927098211201	03-08-00	<.11	<.004	<.002	<.005	<.17	<.13	<.026	<.54	<.002	<.004
BT-57-21-607	304125098224001	03-28-00	<.11	<.004	<.002	<.005	<.17	<.13	<.026	<.017	<.002	<.004
BT-57-21-608	304121098224201	03-28-00	<.11	<.004	<.002	<.005	<.17	<.13	<.026	<.017	<.002	<.004
BT-57-23-110	304406098130801	03-29-00	<.11	<.004	<.002	<.005	<.17	<.13	<.026	<.017	<.002	<.004
BT-57-30-101	303548098211701	03-01-00	<.11	<.004	<.002	<.005	<.17	<.13	<.026	<1.02	<.002	<.004
BU-67-10-910	294528097464401	03-21-00	<.11	<.004	<.002	<.005	<.17	<.13	<.026	<.017	<.002	<.004

Table 5. Concentrations of soluble pesticides in public water-supply wells sampled in Texas, November 1999–January 2001—Continued

Local identifier	Station number	Date	3-Hydroxy-carbofuran (µg/L)	Lindane (µg/L)	Linuron (µg/L)	Malathion (µg/L)	MCPA (µg/L)	MCPB (µg/L)	Methio-carb (µg/L)	Metho-myl (µg/L)	Metola-chlor (µg/L)	Metri-buzin (µg/L)
BX-30-55-936	320939099093801	12-18-00	<0.11	<0.004	<0.035	<0.027	<0.08	<0.13	<0.07	<0.017	<0.013	<0.006
DA-06-28-202	353704101343701	05-03-00	<.11	<.004	<.002	<.005	<.17	<.13	<.026	<.017	<.002	<.004
DL-14-62-604	340406098160701	05-10-00	<.11	<.004	<.002	<.005	<.17	<.13	<.026	<.017	<.002	<.004
DP-24-18-308	334352102450601	05-09-00	<.11	<.004	<.002	<.005	<.17	<.13	<.026	<.017	<.002	<.004
DP-25-24-304	334245103011001	05-08-00	<.11	<.004	<.002	<.005	<.17	<.13	<.026	<.017	<.002	<.004
DU-12-06-609	345658100155501	05-08-00	<.11	<.004	<.002	<.005	<.17	<.13	<.026	<.017	<.002	<.004
DX-68-05-621	295520098242301	03-22-00	<.11	<.004	<.002	<.005	<.17	<.13	<.026	<.98	<.002	<.004
DX-68-06-405	295528098222301	03-22-00	<.11	<.004	<.002	<.005	<.17	<.13	<.026	<.017	<.002	<.004
DY-41-13-307	315105098241401	04-05-00	<.11	<.004	<.002	<.005	<.17	<.13	<.026	<.017	E.001	<.004
HH-45-35-505	312715102402201	01-12-00	<.11	<.004	<.002	<.005	<.17	<.13	<.026	<.017	<.002	<.004
HP-12-62-802	340210100184901	05-05-00	--	<.004	<.002	<.005	<.17	<.13	--	--	<.002	<.004
HS-28-09-404	324810101591201	05-16-00	<.11	<.004	<.002	<.005	<.17	<.13	<.026	<.26	<.002	<.004
HT-07-63-204	350607102103401	05-03-00	<.11	<.004	<.002	<.005	<.17	<.13	<.026	<.017	<.002	<.004
HZ-77-34-606	282608099455301	03-28-00	<.11	<.004	<.002	<.005	<.17	<.13	<.026	<.68	<.002	<.004
JA-05-57-613	350254100535501	05-04-00	<.11	<.004	<.002	<.005	<.17	<.13	<.026	<.017	<.002	<.004
JA-12-12-404	344910100360401	05-02-00	<.11	<.004	<.002	<.005	<.17	<.13	<.026	<.017	<.002	<.004
JH-45-05-924	315245102240201	05-25-00	<.11	<.004	<.002	<.005	<.17	<.13	<.026	<.017	<.002	<.004
JL-49-04-116	315757106370201	01-06-00	<.11	<.004	<.002	<.005	<.17	<.13	<.026	<.017	<.002	<.004
JL-49-04-423	315708106362301	01-03-00	<.11	<.004	<.002	<.005	<.17	<.13	<.026	<.017	<.002	<.004
JL-49-04-428	315517106361401	01-06-00	<.11	<.004	<.002	<.005	<.17	<.13	<.026	<.017	<.002	<.004
JL-49-04-492	315623106360601	01-06-00	<.11	<.004	<.002	<.005	<.17	<.13	<.026	<.017	<.002	<.004
JL-49-22-626	314145106163601	01-04-00	<.11	<.004	<.002	<.005	<.17	<.13	<.026	<.017	<.002	<.004
JL-49-24-423	314107106063301	01-07-00	<.11	<.004	<.002	<.005	<.17	<.13	<.026	<.017	<.002	<.004
JL-49-40-502	312648106044701	01-04-00	<.11	<.004	<.002	<.005	<.17	<.13	<.026	<.017	<.002	<.004
JY-65-26-520	293314095474702	04-03-00	<.11	<.004	<.002	<.005	<.17	<.13	<.026	<.017	<.002	<.004
KD-27-01-612	325523102542701	05-22-00	<.11	<.004	<.002	<.005	<.17	<.13	<.026	<.017	<.002	<.004
KK-57-42-709	301545098502801	07-06-00	<.11	<.004	<.002	<.005	<.17	<.13	<.026	<.017	<.002	<.004
KK-57-50-325	301357098471901	03-28-00	<.11	<.004	<.002	<.005	<.17	<.13	<.026	<.017	<.002	<.004
KK-57-51-303	301411098383101	03-21-00	<.11	<.004	<.002	<.005	<.17	<.13	<.026	<.017	<.002	<.004
KK-57-52-107	301430098363401	03-21-00	<.11	<.004	<.002	<.005	<.17	<.13	<.026	<.017	<.002	<.004

Table 5. Concentrations of soluble pesticides in public water-supply wells sampled in Texas, November 1999–January 2001—Continued

Local identifier	Station number	Date	3-Hydroxy-carbofuran (µg/L)	Lindane (µg/L)	Linuron (µg/L)	Malathion (µg/L)	MCPA (µg/L)	MCPB (µg/L)	Methio-carb (µg/L)	Metho-myl (µg/L)	Metola-chlor (µg/L)	Metri-buzin (µg/L)
KP-79-23-101	284256097125001	02-29-00	<0.11	<0.004	<0.002	<0.005	<0.17	<0.13	<0.026	<0.017	<0.002	<0.004
KS-05-52-105	351428100352601	05-04-00	<.11	<.004	<.002	<.005	<.17	<.13	<.026	<.13	<.002	<.004
KT-18-11-405	334844096435701	04-19-00	<.11	<.004	<.002	<.005	<.17	<.13	<.026	<.017	<.002	<.004
KT-18-11-406	334840096434001	04-19-00	<.11	<.004	<.002	<.005	<.17	<.13	<.026	<.017	<.002	<.004
KT-18-28-703	333039096362901	04-19-00	<.11	<.004	<.002	<.005	<.17	<.13	<.026	<.017	<.002	<.004
KY-11-49-512	341116101574601	05-04-00	<.11	<.004	<.002	<.005	<.17	<.13	<.026	<.017	<.002	<.004
KY-11-51-416	341032101423801	05-04-00	<.11	<.004	<.002	<.005	<.17	<.13	<.026	<.2	<.002	<.004
KY-11-57-602	340345101531801	05-03-00	<.11	<.004	<.002	<.005	<.17	<.13	<.1	<.017	<.002	<.004
KZ-12-19-104	344234100431601	05-09-00	<.11	<.004	<.002	<.005	<.17	<.13	<.026	<.017	<.002	<.004
LD-13-44-907	341523099305701	12-19-00	<.11	<.004	<.035	<.027	<.08	<.13	<.07	<.017	<.013	<.006
LJ-60-64-807	300149095045001	05-04-00	<.11	<.004	<.002	<.005	<.17	<.13	<.026	<.017	<.002	<.004
LP-21-49-317	331233099545201	05-01-00	<.11	<.004	<.002	<.005	<.17	<.13	<.026	<.017	<.002	<.004
LR-67-09-112	295137097585801	03-21-00	<.11	<.004	<.002	<.005	<.17	<.13	<.026	<.017	<.002	<.004
LX-24-15-612	334857102092301	05-11-00	<.11	<.004	<.002	<.005	<.17	<.13	<.026	<.017	<.002	<.004
LX-24-29-306	333536102223101	05-09-00	<.11	<.004	<.002	<.005	<.17	<.13	<.026	<.017	<.002	<.004
LX-24-37-405	332714102285401	05-16-00	<.11	<.004	<.002	<.005	<.17	<.13	<.026	<.017	<.002	<.004
LX-24-40-405	332624102072901	05-17-00	<.11	<.004	<.002	<.005	<.17	<.13	<.026	<.17	<.002	<.004
LY-32-26-706	323204097500301	03-22-00	<.11	<.004	<.002	<.005	<.17	<.13	<.026	<.32	<.002	<.004
LY-32-34-208	322958097481301	03-21-00	<.11	<.004	<.002	<.005	<.17	<.13	<.026	<.017	<.002	<.004
LY-32-34-303	322928097461701	04-03-00	<.11	<.004	<.002	<.005	<.17	<.13	<.026	<.017	<.002	<.004
LY-32-34-510	322537097485701	03-21-00	<.11	<.004	<.002	<.005	<.17	<.13	<.026	<.017	<.002	<.004
LY-32-34-609	322626097454801	03-21-00	<.11	<.004	<.002	<.005	<.17	<.13	<.026	<.017	<.002	<.004
PB-28-62-105	320649101215501	04-26-00	<.11	<.004	<.002	<.005	<.17	<.13	<.026	<.017	<.002	<.004
PK-43-50-216	311422100490201	12-20-00	<.11	<.004	<.035	<.027	<.08	<.13	<.07	<.103	<.013	<.006
PS-52-02-404	305502103504101	01-10-00	<.11	<.004	<.002	<.005	<.17	<.13	<.026	<.017	<.002	<.004
PU-84-43-504	271841098402801	04-04-00	<.11	<.004	<.002	<.005	<.17	<.13	<.026	<.017	<.002	<.004
PX-32-47-109	322201097141601	03-20-00	<.11	<.004	<.002	<.005	<.17	<.13	<.026	<.017	<.002	<.004
PZ-79-10-807	284713097493901	02-23-00	<.11	<.004	<.002	<.005	<.17	<.13	<.026	<.017	<.002	<.004
RS-21-35-103	332854099441101	05-01-00	<.11	<.004	<.002	<.005	<.17	<.13	<.026	<.017	<.002	<.004
RU-10-53-312	341418102243401	05-02-00	<.11	<.004	<.002	<.005	<.17	<.13	<.026	<.017	.005	<.004

Table 5. Concentrations of soluble pesticides in public water-supply wells sampled in Texas, November 1999–January 2001—Continued

Local identifier	Station number	Date	3-Hydroxy-carbofuran (µg/L)	Lindane (µg/L)	Linuron (µg/L)	Malathion (µg/L)	MCPA (µg/L)	MCPB (µg/L)	Methio-carb (µg/L)	Metho-myl (µg/L)	Metola-chlor (µg/L)	Metri-buzin (µg/L)
RU-10-60-606	340427102302801	05-02-00	<0.11	<0.004	<0.002	<0.005	<0.17	<0.13	<0.026	<0.017	<0.002	<0.004
RW-41-63-520	310238098104001	03-23-00	<.11	<.004	<.002	<.005	<.17	<.13	<.026	<.017	<.002	<.004
SK-57-19-201	304323098421701	03-08-00	<.11	<.004	<.002	<.005	<.17	<.13	<.026	<.017	<.002	<.004
SK-57-34-201	303001098485201	03-09-00	<.11	<.004	<.002	<.005	<.17	<.13	<.026	<.017	<.002	<.004
SP-23-17-417	334043101585701	05-10-00	<.12	<.004	<.002	<.005	<.17	<.13	<.026	<.017	<.002	<.004
SP-23-18-107	334306101504101	05-10-00	<.11	<.004	<.002	<.005	<.17	<.17	<.026	<.017	<.002	<.004
SP-23-19-812	333955101404601	05-10-00	<.11	<.004	<.002	<.005	<.17	<.13	<.026	<.017	<.002	<.004
SP-24-24-214	334419102045201	05-18-00	<.11	<.004	<.002	<.005	<.17	<.13	<.026	<.017	<.002	<.004
SR-23-41-602	331933101543701	05-15-00	<.11	<.004	<.002	<.005	<.17	<.16	<.026	<15.93	<.002	<.004
SS-42-52-504	311202099321401	03-01-00	<.11	<.004	<.002	<.005	<.17	<.13	<.026	<.017	<.002	<.004
ST-40-39-304	312745097083301	03-23-00	<.11	<.004	<.002	<.005	<.17	<.13	<.026	<.56	<.002	<.004
SY-27-39-505	322555102105501	05-24-00	<.11	<.004	<.002	<.005	<.17	<.13	<.026	<.017	<.002	<.004
SY-28-42-803	321619101495001	05-23-00	<.11	<.004	<.002	<.005	<.17	<.13	<.026	<.017	<.002	<.004
SY-28-50-908	320816101474601	05-23-00	<.11	<.004	<.002	<.005	<.17	<.13	<.026	<.017	<.002	<.004
TB-76-03-605	285657100373801	03-28-00	<.11	<.004	<.002	<.005	<.17	<.13	<.026	<.017	<.002	<.004
TJ-27-63-712	320143102123101	12-20-00	<.11	<.004	<.035	<.027	<.08	<.13	<.07	<.12	<.013	<.006
TJ-28-57-702	320221101594901	05-25-00	<.11	<.004	<.002	<.005	<.17	<.13	<.07	<.017	<.002	<.004
TJ-28-57-903	320010101523701	05-23-00	<.11	<.004	<.002	<.005	<.17	<.13	<.026	<.017	<.002	<.004
TJ-45-07-407	315643102131101	05-24-00	<.11	<.004	<.002	<.005	<.17	<.13	<.026	<.017	<.002	<.004
TJ-45-07-606	315702102075401	05-25-00	<.11	<.004	<.002	<.005	<.17	<.13	<.026	<.017	<.002	<.004
TS-60-36-510	302701095331201	04-20-00	<.11	<.004	<.002	<.005	<.17	<.13	<.026	<.017	<.002	<.004
TW-22-02-714	335416100502101	05-05-00	<.11	<.004	<.002	<.005	<.17	<.13	<.026	<.017	<.002	<.004
TW-22-02-716	335449100513101	12-19-00	<.11	<.004	<.035	<.027	<.08	<.13	<.07	<.017	<.013	<.006
UJ-62-49-712	300906093585201	04-28-00	<.11	<.004	<.002	<.005	<.17	<.13	<.026	<.017	<.002	<.004
UK-31-05-501	325545098255501	03-22-00	<.11	<.004	<.002	<.005	<.17	<.13	<.026	<.017	<.002	<.004
UK-31-24-501	324210098034701	03-22-00	<.11	<.004	<.002	<.005	<.17	<.13	<.026	<.017	<.002	<.004
UL-35-48-202	322207094034501	04-25-00	<.11	<.004	<.002	<.005	<.17	<.13	<.026	<.017	<.002	<.004
UP-32-10-604	324926097455001	02-09-00	<.11	<.004	<.002	<.005	<.17	<.13	<.026	<.017	<.002	<.004
UP-32-11-103	325005097440101	02-09-00	<.11	<.004	<.002	<.005	<.17	<.13	<.026	<.017	<.002	<.004
UP-32-11-709	324649097442001	02-09-00	<.11	<.004	<.002	<.005	<.17	<.13	<.026	<.017	<.002	<.004

Table 5. Concentrations of soluble pesticides in public water-supply wells sampled in Texas, November 1999–January 2001—Continued

Local identifier	Station number	Date	3-Hydroxy-carbofuran (µg/L)	Lindane (µg/L)	Linuron (µg/L)	Malathion (µg/L)	MCPA (µg/L)	MCPB (µg/L)	Methio-carb (µg/L)	Metho-myl (µg/L)	Metola-chlor (µg/L)	Metri-buzin (µg/L)
UP-32-11-801	324548097411701	02-10-00	<0.11	<0.004	<0.002	<0.005	<0.17	<0.13	<0.026	<0.017	<0.002	<0.004
UP-32-25-602	323439097524301	02-09-00	<.11	<.004	<.002	<.005	<.17	<.13	<.026	<.98	<.002	<.004
UP-32-28-403	323356097361801	04-10-00	<.11	<.004	<.002	<.005	<.17	<.13	<.026	<.017	<.002	<.004
US-53-08-601	305723102015801	03-14-00	<.11	<.004	<.002	<.005	<.17	<.13	<.026	<.017	<.002	<.004
US-54-18-503	304131101492401	03-14-00	<.11	<.004	<.002	<.005	<.17	<.13	<.026	<.017	<.002	<.03
UT-60-24-110	304251095060001	04-26-00	<.11	<.004	<.002	<.005	<.17	<.13	<.026	<.017	<.002	<.004
UY-07-64-914	350224102020301	05-03-00	<.11	<.004	<.002	<.005	<.17	<.13	<.026	<.017	<.002	<.004
UZ-44-37-505	312656101265101	01-13-00	<.11	<.004	<.002	<.005	<.17	<.13	<.026	<.017	<.002	<.004
WB-16-18-704	333942094503001	04-26-00	<.11	<.004	<.002	<.005	<.17	<.13	<.026	<.017	<.002	<.004
WD-46-46-210	312041103174201	01-11-00	<.11	<.004	<.002	<.005	<.17	<.13	<.026	<.017	<.002	<.004
WK-39-51-801	310956096402901	04-20-00	<.11	<.004	<.002	<.005	<.17	<.13	<.026	<.017	<.002	<.004
WP-43-31-211	313551100110801	04-25-00	<.11	<.004	<.002	<.005	<.17	<.13	<.026	<.017	<.002	<.004
WT-37-31-706	313110094131201	04-27-00	<.11	<.004	<.002	<.005	<.17	<.13	<.026	<.017	<.002	<.004
XH-34-37-312	322832095245401	04-25-00	<.11	<.004	<.002	<.005	<.17	<.13	<.026	<.017	<.002	<.004
XP-43-09-119	315033100584001	04-26-00	<.11	<.004	<.002	<.005	<.17	<.13	<.026	<.017	<.002	<.004
XR-22-54-201	331310100180801	05-01-00	<.11	<.004	<.002	<.005	<.17	<.13	<.026	<.017	<.002	<.004
XT-11-26-923	343046101463701	05-01-00	<.11	<.004	<.002	<.005	<.17	<.13	<.026	<.017	<.002	<.004
XU-32-04-604	325525097304801	01-05-00	<.11	<.004	<.002	<.005	<.17	<.13	<.026	<.017	<.002	<.004
XU-32-04-605	325525097304802	01-05-00	<.11	<.004	<.002	<.005	<.17	<.13	<.026	<.017	<.002	<.004
XU-32-05-805	325335097272401	04-03-00	<.11	<.004	<.002	<.005	<.17	<.13	<.026	<.017	<.002	<.004
XU-32-12-307	325101097313101	03-23-00	<.11	<.004	<.002	<.005	<.17	<.13	<.026	<.017	<.002	<.004
XU-32-13-405	324901097284701	01-24-00	<.11	<.004	<.002	<.005	<.17	<.13	<.026	<.17	<.002	<.004
XU-32-13-503	324816097272401	01-24-00	<.11	<.004	<.002	<.005	<.17	<.13	<.026	<.017	<.002	<.004
XU-32-23-701	323911097131001	03-20-00	<.11	<.004	<.002	<.005	<.17	<.13	<.026	<.017	<.002	<.004
XY-24-54-606	331112102160201	05-17-00	<.11	<.004	<.002	<.005	<.17	<.13	<.026	<.14	<.002	<.004
YB-43-19-701	313943100425301	01-14-00	<.11	<.004	<.002	<.005	<.17	<.13	<.026	<.23	<.002	<.004
YB-43-27-201	313638100400201	01-14-00	<.11	<.004	<.002	<.005	<.17	<.13	<.026	<.017	<.002	<.004
YB-43-44-102	312003100370101	01-14-00	<.11	<.004	<.002	<.005	<.17	<.25	<.026	<.47	<.002	<.004
YD-57-40-703	302306098050701	04-19-00	<.11	<.004	<.002	<.005	<.17	<.13	<.026	<.017	<.002	<.004
YD-58-50-830	300938097490601	11-03-99	<.11	<.004	<.002	<.005	<.17	<.13	<.026	<.017	<.002	<.004

Table 5. Concentrations of soluble pesticides in public water-supply wells sampled in Texas, November 1999–January 2001—Continued

Local identifier	Station number	Date	3-Hydroxy-carbofuran (µg/L)	Lindane (µg/L)	Linuron (µg/L)	Malathion (µg/L)	MCPA (µg/L)	MCPB (µg/L)	Methio-carb (µg/L)	Metho-myl (µg/L)	Metola-chlor (µg/L)	Metri-buzin (µg/L)
YD-58-52-304	301305097314601	04-27-00	<0.14	<0.004	<0.002	<0.005	<0.17	<0.13	<0.026	<0.017	<0.002	<0.004
YH-60-13-308	305125095225701	01-19-01	<.011	<.004	<.035	<.027	<.08	<.13	<.12	<.017	<.013	<.006
YP-69-27-107	293652099442501	10-19-00	<.011	<.004	<.035	<.027	<.08	<.13	<.07	<.017	<.013	<.006
YP-69-27-402	293450099433701	10-19-00	<.011	<.004	<.035	<.027	<.08	<.13	<.07	<.017	<.013	<.006
YP-69-27-704	293037099430301	10-18-00	<.011	<.004	<.035	<.027	<.08	<.13	<.07	<.017	<.013	<.006
YP-69-28-303	293644099314601	10-18-00	<.011	<.004	<.035	<.027	<.08	<.13	<.07	<.017	<.013	<.006
YT-79-24-101	284431097071801	02-29-00	<.11	<.004	<.002	<.005	<.17	<.13	<.026	<.14	<.002	<.004
YX-46-32-625	313252103010301	01-11-00	<.11	<.004	<.002	<.005	<.17	<.13	<.026	<.017	<.002	<.004
YX-46-40-311	312848103012901	01-11-00	<.11	<.004	<.002	<.005	<.17	<.13	<.026	<.13	<.002	<.004
YY-59-54-902	300824096152400	04-19-00	<.11	<.004	<.002	<.005	<.17	<.13	<.026	<.017	<.002	<.004
ZB-05-29-819	353215100261201	05-10-00	<.11	<.004	<.002	<.005	<.17	<.13	<.026	<.017	<.002	<.004
ZB-05-38-512	352709100182901	05-08-00	<.11	<.004	<.002	<.005	<.17	<.13	<.026	<.017	<.002	<.004
ZH-13-46-414	341848099222501	05-09-00	<.11	<.004	<.002	<.005	<.17	<.15	<.026	<.017	<.002	<.004
ZH-13-61-620	340451099224401	12-19-00	<.11	<.004	<.035	<.027	<.08	<.13	<.07	<.017	<.013	<.006
ZK-58-19-620	304151097390301	03-30-00	<.11	<.004	<.002	<.005	<.17	<.13	<.026	<.12	<.002	<.004
ZK-58-19-804	303809097404701	03-30-00	<.11	<.004	<.002	<.005	<.17	<.13	<.026	<.017	<.002	<.004
ZK-58-19-805	303859097400901	03-30-00	<.11	<.004	<.002	<.005	<.17	<.13	<.026	<.017	<.002	<.004
ZK-58-27-819	303117097421301	04-18-00	<.11	<.004	<.002	<.005	<.17	<.13	<.026	<.017	<.002	<.004
ZP-46-16-102	315042103054301	01-12-00	<.11	<.004	<.002	<.005	<.17	<.13	<.026	<.017	<.002	<.004
ZR-19-42-612	331902097472301	04-04-00	<.11	<.004	<.002	<.005	<.17	<.13	<.026	<.017	<.002	<.004
ZR-19-51-801	330906097411701	04-04-00	<.11	<.004	<.002	<.005	<.17	<.13	<.026	<.017	<.002	<.004
ZR-19-51-805	330839097412401	04-04-00	<.11	<.004	<.002	<.005	<.17	<.13	<.026	<.017	<.002	<.004
ZR-19-61-705	330014097285401	01-25-00	<.11	<.004	<.002	<.005	<.17	<.13	<.026	<.017	<.002	<.004
ZT-24-50-403	331051102511901	05-17-00	<.11	<.004	<.002	<.005	<.17	<.13	<.026	<.017	<.002	<.004
ZT-27-02-103	325819102501601	05-23-00	<.11	<.004	<.002	<.005	<.17	<.13	<.026	<.017	<.002	<.004
ZT-27-02-105	325819102503701	05-23-00	<.11	<.004	<.002	<.005	<.17	<.13	<.026	<.017	<.002	<.004

Table 5. Concentrations of soluble pesticides in public water-supply wells sampled in Texas, November 1999–January 2001—Continued

Local identifier	Station number	Date	Molin- ate (µg/L)	Napro- pamide (µg/L)	Neburon (µg/L)	Norflur- azon (µg/L)	Oryzalin (µg/L)	Oxamyl (µg/L)	Para- thion (µg/L)	Parathion- methyl (µg/L)	Pebulate (µg/L)
AB-27-37-103	322805102283801	05-17-00	<0.004	<0.003	<0.07	<0.042	<0.31	<0.018	<0.004	<0.006	<0.004
AB-27-37-105	322826102280101	05-17-00	<.004	<.003	<.07	<.042	<.31	<.018	<.004	<.006	<.004
AK-06-52-506	351024101334401	05-04-00	<.004	<.003	<.15	<.31	<.32	<4.55	<.004	<.006	<.004
AP-59-62-403	300259096195001	04-03-00	<.004	<.003	<.07	<.042	<.31	<.018	<.004	<.006	<.004
AP-66-16-407	294903096061401	04-21-00	<.004	<.003	<.07	<.042	<.31	<.018	<.004	<.006	<.004
AR-10-51-408	341229102435401	05-01-00	<.004	<.003	<.07	<.042	<.31	<.018	<.004	<.006	<.004
AR-24-09-604	335000102545701	05-09-00	<.004	<.003	<.07	<.042	<.31	<.018	<.004	<.006	<.004
AT-58-62-206	300646097193001	12-10-99	<.004	<.003	<.07	<.042	<12.24	<.018	<.02	<.006	<.004
AU-21-30-389	333612099163101	05-02-00	<.004	<.003	<.07	<.042	<.31	<.018	<.004	<.006	<.004
AX-58-04-604	305718097314401	03-22-00	<.004	<.003	<.07	<.042	<.31	<.018	<.004	<.006	<.004
AX-58-04-623	305624097321101	03-22-00	<.004	<.003	<.07	<.042	<.31	<.018	<.004	<.006	<.004
AY-68-35-105	292842098425001	03-06-00	<.004	<.003	<.07	<.042	<.31	<.018	<.004	<.006	<.004
AZ-57-45-612	301923098225401	04-18-00	<.004	<.003	<.07	<.042	<.31	<.018	<.004	<.006	<.004
AZ-57-45-811	301633098252901	03-29-00	<.004	<.003	<.07	<.042	<.31	<.018	<.004	<.006	<.004
BD-16-40-709	332301094061701	01-18-01	<.0016	<.007	<.017	<.11	<.32	<.018	<.007	<.006	<.0016
BK-73-47-504	291911103124301	12-28-00	<.0016	<.007	<.017	<.042	<.28	<.018	<.007	<.006	<.0016
BK-73-52-905	290819103312601	12-28-00	<.0016	<.007	<.017	<.042	<.28	<.018	<.007	<.006	<.0016
BL-11-38-334	342841101155301	05-01-00	<.004	<.003	<.07	<.042	<.31	<.018	<.004	<.006	<.004
BL-11-48-507	341919101035201	05-02-00	<.004	<.003	<.07	<.042	<.31	<.018	<.004	<.006	<.004
BL-12-41-204	342109100570301	05-02-00	<.004	<.003	<.07	<.042	<.31	<.018	<.004	<.006	<.004
BR-41-01-244	315849098552101	04-05-00	<.004	<.003	<.07	<.042	<.31	<.018	<.004	<.006	<.004
BT-57-14-403	304939098202401	03-08-00	<.004	<.003	<.07	<.042	<.31	<.018	<.004	<.006	<.004
BT-57-14-404	304927098211201	03-08-00	<.004	<.003	<.07	<.042	<.31	<.018	<.004	<.006	<.004
BT-57-21-607	304125098224001	03-28-00	<.004	<.003	<.07	<.042	<.31	<.018	<.004	<.006	<.004
BT-57-21-608	304121098224201	03-28-00	<.004	<.003	<.07	<.042	<.31	<.018	<.004	<.006	<.004
BT-57-23-110	304406098130801	03-29-00	<.004	<.003	<.07	<.042	<.31	<.018	<.004	<.006	<.004
BT-57-30-101	303548098211701	03-01-00	<.004	<.003	<.07	<.042	<.31	<.018	<.004	<.006	<.004
BU-67-10-910	294528097464401	03-21-00	<.004	<.003	<.07	<.042	<.31	<.018	<.004	<.006	<.004

Table 5. Concentrations of soluble pesticides in public water-supply wells sampled in Texas, November 1999–January 2001—Continued

Local identifier	Station number	Date	Molinate (µg/L)	Napropamide (µg/L)	Neburon (µg/L)	Norflurazone (µg/L)	Oryzalin (µg/L)	Oxamyl (µg/L)	Parathion (µg/L)	Parathion-methyl (µg/L)	Pebulate (µg/L)
BX-30-55-936	320939099093801	12-18-00	<0.0016	<0.007	<0.017	<0.15	<0.28	<0.018	<0.007	<0.006	<0.0016
DA-06-28-202	353704101343701	05-03-00	<.004	<.003	<.07	<.042	<.31	<.018	<.004	<.006	<.004
DL-14-62-604	340406098160701	05-10-00	<.004	<.003	<.07	<.042	<.31	<.018	<.004	<.006	<.004
DP-24-18-308	334352102450601	05-09-00	<.004	<.003	<.07	<.042	<.31	<.018	<.004	<.006	<.004
DP-25-24-304	334245103011001	05-08-00	<.004	<.003	<.07	<.042	<.31	<.018	<.004	<.006	<.004
DU-12-06-609	345658100155501	05-08-00	<.004	<.003	<.07	<.042	<.31	<.018	<.004	<.006	<.004
DX-68-05-621	295520098242301	03-22-00	<.004	<.003	<.07	<.042	<.31	<.018	<.004	<.006	<.004
DX-68-06-405	295528098222301	03-22-00	<.004	<.003	<.07	<.042	<.31	<.018	<.004	<.006	<.004
DY-41-13-307	315105098241401	04-05-00	<.004	<.003	<.07	<.042	<.31	<.018	<.004	<.006	<.004
HH-45-35-505	312715102402201	01-12-00	<.004	<.003	<.07	<.042	<12.84	<.018	<.004	<.006	<.004
HP-12-62-802	340210100184901	05-05-00	<.004	<.003	--	--	--	--	<.004	<.006	<.004
HS-28-09-404	324810101591201	05-16-00	<.004	<.003	<.07	<.042	<.31	<.018	<.004	<.006	<.004
HT-07-63-204	350607102103401	05-03-00	<.004	<.003	<.07	<.042	<.31	<.018	<.004	<.006	<.004
HZ-77-34-606	282608099455301	03-28-00	<.004	<.003	<.07	<.042	<.31	<.018	<.004	<.006	<.004
JA-05-57-613	350254100535501	05-04-00	<.004	<.003	<.07	<.042	<.31	<.018	<.004	<.006	<.004
JA-12-12-404	344910100360401	05-02-00	<.004	<.003	<.07	<.042	<.31	<.018	<.004	<.006	<.004
JH-45-05-924	315245102240201	05-25-00	<.004	<.003	<.07	<.13	<.31	<.018	<.004	<.006	<.004
JL-49-04-116	315757106370201	01-06-00	<.004	<.003	<.07	<.042	<13.37	<.018	<.004	<.006	<.004
JL-49-04-423	315708106362301	01-03-00	<.004	<.01	<.07	<.042	<11.99	<.018	<.004	<.006	<.004
JL-49-04-428	315517106361401	01-06-00	<.004	<.003	<.07	<.042	<12.55	<.018	<.004	<.006	<.004
JL-49-04-492	315623106360601	01-06-00	<.004	<.003	<.07	<.042	<12.95	<.018	<.004	<.006	<.004
JL-49-22-626	314145106163601	01-04-00	<.004	<.003	<.07	<.042	<12.75	<.018	<.004	<.006	<.004
JL-49-24-423	314107106063301	01-07-00	<.004	<.003	<.07	<.042	<13.1	<.018	<.004	<.006	<.004
JL-49-40-502	312648106044701	01-04-00	<.004	<.003	<.07	<.042	<12.28	<.018	<.004	<.006	<.004
JY-65-26-520	293314095474702	04-03-00	<.004	<.003	<.07	<.042	<.31	<.018	<.004	<.006	<.004
KD-27-01-612	325523102542701	05-22-00	<.004	<.003	<.07	<.042	<.31	<.018	<.004	<.006	<.004
KK-57-42-709	301545098502801	07-06-00	<.004	<.003	<.07	<.042	<.31	<.018	<.004	<.006	<.004
KK-57-50-325	301357098471901	03-28-00	<.004	<.003	<.07	<.042	<.31	<.018	<.004	<.006	<.004
KK-57-51-303	301411098383101	03-21-00	<.004	<.003	<.07	<.042	<.31	<.018	<.004	<.006	<.004
KK-57-52-107	301430098363401	03-21-00	<.004	<.003	<.07	<.042	<.31	<.45	<.004	<.006	<.004

Table 5. Concentrations of soluble pesticides in public water-supply wells sampled in Texas, November 1999–January 2001—Continued

Local identifier	Station number	Date	Molin- ate (µg/L)	Napro- pamide (µg/L)	Neburon (µg/L)	Norflur- azon (µg/L)	Oryzalin (µg/L)	Oxamyl (µg/L)	Para- thion (µg/L)	Parathion- methyl (µg/L)	Pebulate (µg/L)
KP-79-23-101	284256097125001	02-29-00	<0.004	<0.003	<0.07	<0.042	<0.31	<0.018	<0.004	<0.006	<0.004
KS-05-52-105	351428100352601	05-04-00	<.004	<.003	<.07	<.042	<.31	<.018	<.004	<.006	<.004
KT-18-11-405	334844096435701	04-19-00	<.004	<.003	<.07	<.042	<.31	<.018	<.004	<.006	<.004
KT-18-11-406	334840096434001	04-19-00	<.004	<.003	<.07	<.042	<.31	<.018	<.004	<.006	<.004
KT-18-28-703	333039096362901	04-19-00	<.004	<.003	<.07	<.042	<.31	<.018	<.004	<.006	<.004
KY-11-49-512	341116101574601	05-04-00	<.004	<.003	<.07	<.042	<.31	<.018	<.004	<.006	<.004
KY-11-51-416	341032101423801	05-04-00	<.004	<.003	<.07	<.042	<.31	<.018	<.004	<.006	<.004
KY-11-57-602	340345101531801	05-03-00	<.004	<.003	<.07	<.042	<.31	<.018	<.004	<.006	<.004
KZ-12-19-104	344234100431601	05-09-00	<.004	<.003	<.15	<.042	<.31	<.018	<.004	<.006	<.004
LD-13-44-907	341523099305701	12-19-00	<.0016	<.007	<.017	<.042	<.28	<.018	<.007	<.006	<.0016
LJ-60-64-807	300149095045001	05-04-00	<.004	<.003	<.07	<.042	<.31	<.018	<.004	<.006	<.004
LP-21-49-317	331233099545201	05-01-00	<.004	<.003	<.07	<.042	<.31	<.018	<.004	<.006	<.004
LR-67-09-112	295137097585801	03-21-00	<.004	<.003	<.07	<.042	<.31	<.018	<.004	<.006	<.004
LX-24-15-612	334857102092301	05-11-00	<.004	<.003	<.07	<.042	<.31	<.018	<.004	<.006	<.004
LX-24-29-306	333536102223101	05-09-00	<.004	<.003	<.07	<.042	<.31	<.018	<.004	<.006	<.004
LX-24-37-405	332714102285401	05-16-00	<.004	<.003	<.07	<.042	<.31	<.018	<.004	<.006	<.004
LX-24-40-405	332624102072901	05-17-00	<.004	<.003	<.07	<.042	<.31	<.018	<.004	<.006	<.004
LY-32-26-706	323204097500301	03-22-00	<.004	<.003	<.07	<.042	<.31	<.018	<.004	<.006	<.004
LY-32-34-208	322958097481301	03-21-00	<.004	<.003	<.07	<.042	<.31	<.018	<.004	<.006	<.004
LY-32-34-303	322928097461701	04-03-00	<.004	<.003	<.07	<.042	<.31	<.018	<.004	<.006	<.004
LY-32-34-510	322537097485701	03-21-00	<.004	<.003	<.07	<.042	<.31	<.018	<.004	<.006	<.004
LY-32-34-609	322626097454801	03-21-00	<.004	<.003	<.07	<.042	<.31	<.018	<.004	<.006	<.004
PB-28-62-105	320649101215501	04-26-00	<.004	<.003	<.07	<.042	<.31	<.018	<.004	<.006	<.004
PK-43-50-216	311422100490201	12-20-00	<.0016	<.007	<.017	<.042	<.329	<.018	<.007	<.006	<.0016
PS-52-02-404	305502103504101	01-10-00	<.004	<.003	<.07	<.042	<12.39	<.018	<.004	<.006	<.004
PU-84-43-504	271841098402801	04-04-00	<.004	<.003	<.07	<.042	<.31	<.018	<.004	<.006	<.004
PX-32-47-109	322201097141601	03-20-00	<.004	<.003	<.07	<.042	<.31	<.018	<.004	<.006	<.004
PZ-79-10-807	284713097493901	02-23-00	<.004	<.003	<.07	<.042	<.31	<.018	<.004	<.006	<.004
RS-21-35-103	332854099441101	05-01-00	<.004	<.003	<.07	<.042	<.31	<.018	<.004	<.006	<.004
RU-10-53-312	341418102243401	05-02-00	<.004	<.003	<.07	<.042	<.31	<.018	<.004	<.006	<.004

Table 5. Concentrations of soluble pesticides in public water-supply wells sampled in Texas, November 1999–January 2001—Continued

Local identifier	Station number	Date	Molin- ate (µg/L)	Napro- pamide (µg/L)	Neburon (µg/L)	Norflur- azon (µg/L)	Oryzalin (µg/L)	Oxamyl (µg/L)	Para- thion (µg/L)	Parathion- methyl (µg/L)	Pebulate (µg/L)
RU-10-60-606	340427102302801	05-02-00	0<.004	<0.003	<0.07	<0.042	<0.31	<0.018	<0.004	<0.006	<0.004
RW-41-63-520	310238098104001	03-23-00	<.004	<.003	<.07	<.042	<.31	<.018	<.004	<.006	<.004
SK-57-19-201	304323098421701	03-08-00	<.004	<.003	<.07	<.042	<.31	<.018	<.004	<.006	<.004
SK-57-34-201	303001098485201	03-09-00	<.004	<.003	<.07	<.042	<.31	<.018	<.004	<.006	<.004
SP-23-17-417	334043101585701	05-10-00	<.004	<.003	<.07	<.042	<.31	<.018	<.004	<.006	<.004
SP-23-18-107	334306101504101	05-10-00	<.004	<.003	<.07	<.042	<.31	<.018	<.004	<.006	<.004
SP-23-19-812	333955101404601	05-10-00	<.004	<.003	<.07	<.042	<.31	<.018	<.004	<.006	<.004
SP-24-24-214	334419102045201	05-18-00	<.004	<.003	<.07	<.042	<.31	<.018	<.004	<.006	<.004
SR-23-41-602	331933101543701	05-15-00	<.004	<.003	<.13	<.042	<.31	<.018	<.004	<.006	<.004
SS-42-52-504	311202099321401	03-01-00	<.004	<.003	<.07	<.042	<.31	<.018	<.004	<.006	<.004
ST-40-39-304	312745097083301	03-23-00	<.004	<.003	<.07	<.042	<.31	<.018	<.004	<.006	<.004
SY-27-39-505	322555102105501	05-24-00	<.004	<.003	<.07	<.042	<.31	<.018	<.004	<.006	<.004
SY-28-42-803	321619101495001	05-23-00	<.004	<.003	<.07	<.042	<.31	<.018	<.004	<.006	<.004
SY-28-50-908	320816101474601	05-23-00	<.004	<.003	<.07	<.25	<.31	<.018	<.004	<.006	<.004
TB-76-03-605	285657100373801	03-28-00	<.004	<.003	<.07	<.042	<.31	<.018	<.004	<.006	<.004
TJ-27-63-712	320143102123101	12-20-00	<.0016	<.007	<.017	<.042	<.28	<.018	<.007	<.006	<.0016
TJ-28-57-702	320221101594901	05-25-00	<.004	<.003	<.07	<.042	<.31	<.018	<.004	<.006	<.004
TJ-28-57-903	320010101523701	05-23-00	<.004	<.003	<.07	<.042	<.31	<.018	<.004	<.006	<.004
TJ-45-07-407	315643102131101	05-24-00	<.004	<.003	<.07	<.042	<.31	<.018	<.004	<.006	<.004
TJ-45-07-606	315702102075401	05-25-00	<.004	<.003	<.07	<.042	<.31	<.018	<.004	<.006	<.004
TS-60-36-510	302701095331201	04-20-00	<.004	<.003	<.07	<.042	<.31	<.018	<.004	<.006	<.004
TW-22-02-714	335416100502101	05-05-00	<.004	<.003	<.07	<.042	<.31	<.018	<.004	<.006	<.004
TW-22-02-716	335449100513101	12-19-00	<.0016	<.007	<.017	<.042	<.28	<.018	<.007	<.006	<.0016
UJ-62-49-712	300906093585201	04-28-00	<.004	<.003	<.07	<.042	<.31	<.018	<.004	<.006	<.004
UK-31-05-501	325545098255501	03-22-00	<.004	<.003	<.07	<.042	<.31	<.018	<.004	<.006	<.004
UK-31-24-501	324210098034701	03-22-00	<.004	<.003	<.07	<.042	<.31	<.018	<.004	<.006	<.004
UL-35-48-202	322207094034501	04-25-00	<.004	<.003	<.07	<.042	<.31	<.018	<.004	<.01	<.004
UP-32-10-604	324926097455001	02-09-00	<.004	<.003	<.07	<.042	<12.86	<.018	<.004	<.006	<.004
UP-32-11-103	325005097440101	02-09-00	<.004	<.003	<.07	<.042	<14.74	<.018	<.004	<.006	<.004
UP-32-11-709	324649097442001	02-09-00	<.004	<.003	<.07	<.042	<13.44	<.018	<.004	<.006	<.004

Table 5. Concentrations of soluble pesticides in public water-supply wells sampled in Texas, November 1999–January 2001—Continued

Local identifier	Station number	Date	Molinate (µg/L)	Napropamide (µg/L)	Neburon (µg/L)	Norflurazone (µg/L)	Oryzalin (µg/L)	Oxamyl (µg/L)	Parathion (µg/L)	Parathion-methyl (µg/L)	Pebulate (µg/L)
UP-32-11-801	324548097411701	02-10-00	<0.004	<0.003	<0.07	<0.042	<13.76	<0.018	<0.004	<0.006	<0.004
UP-32-25-602	323439097524301	02-09-00	<.004	<.003	<.07	<.042	<4.57	<.018	<.004	<.006	<.004
UP-32-28-403	323356097361801	04-10-00	<.004	<.003	<.07	<.042	<.31	<.018	<.004	<.02	<.004
US-53-08-601	305723102015801	03-14-00	<.004	<.003	<.07	<.042	<.31	<.018	<.004	<.006	<.004
US-54-18-503	304131101492401	03-14-00	<.004	<.003	<.07	<.042	<.31	<.018	<.004	<.006	<.004
UT-60-24-110	304251095060001	04-26-00	<.004	<.003	<.07	<.042	<.31	<.018	<.004	<.006	<.004
UY-07-64-914	350224102020301	05-03-00	<.004	<.003	<.07	<.042	<.31	<.018	<.004	<.006	<.004
UZ-44-37-505	312656101265101	01-13-00	<.004	<.003	<.07	<.042	<12.47	<.018	<.004	<.006	<.004
WB-16-18-704	333942094503001	04-26-00	<.004	<.003	<.07	<.042	<.31	<.018	<.004	<.006	<.004
WD-46-46-210	312041103174201	01-11-00	<.004	<.003	<.07	<.042	<14.13	<.18	<.004	<.006	<.004
WK-39-51-801	310956096402901	04-20-00	<.004	<.003	<.07	<.042	<.31	<.018	<.004	<.006	<.004
WP-43-31-211	313551100110801	04-25-00	<.004	<.003	<.07	<.042	<.31	<.018	<.004	<.006	<.004
WT-37-31-706	313110094131201	04-27-00	<.004	<.003	<.07	<.042	<.31	<.018	<.004	<.006	<.004
XH-34-37-312	322832095245401	04-25-00	<.004	<.003	<.07	<.042	<.31	<.018	<.004	<.006	<.004
XP-43-09-119	315033100584001	04-26-00	<.004	<.003	<.25	<.042	<.31	<.018	<.004	<.006	<.004
XR-22-54-201	331310100180801	05-01-00	<.004	<.003	<.07	<.042	<.31	<.018	<.004	<.006	<.004
XT-11-26-923	343046101463701	05-01-00	<.004	<.003	<.07	<.042	<.31	<.018	<.004	<.006	<.004
XU-32-04-604	325525097304801	01-05-00	<.004	<.003	<.07	<.042	<12.6	<.018	<.004	<.006	<.004
XU-32-04-605	325525097304802	01-05-00	<.004	<.003	<.07	<.042	<12.72	<.018	<.004	<.006	<.004
XU-32-05-805	325335097272401	04-03-00	<.004	<.003	<.07	<.042	<.31	<.018	<.004	<.006	<.004
XU-32-12-307	325101097313101	03-23-00	<.004	<.003	<.07	<.042	<.31	<.018	<.004	<.006	<.004
XU-32-13-405	324901097284701	01-24-00	<.004	<.003	<.07	<.042	<14.85	<.018	<.004	<.006	<.004
XU-32-13-503	324816097272401	01-24-00	<.004	<.003	<.07	<.042	<13.63	<.018	<.004	<.006	<.004
XU-32-23-701	323911097131001	03-20-00	<.004	<.003	<.07	<.042	<.31	<.018	<.004	<.006	<.004
XY-24-54-606	331112102160201	05-17-00	<.004	<.003	<.07	<.042	<.31	<.018	<.004	<.006	<.004
YB-43-19-701	313943100425301	01-14-00	<.004	<.003	<.07	<.042	<13.48	<.018	<.004	<.006	<.004
YB-43-27-201	313638100400201	01-14-00	<.004	<.003	<.07	<.042	<12.5	<.018	<.004	<.006	<.004
YB-43-44-102	312003100370101	01-14-00	<.004	<.01	<.07	<.042	<13.38	<.018	<.004	<.006	<.004
YD-57-40-703	302306098050701	04-19-00	<.004	<.003	<.07	<.042	<.31	<.018	<.004	<.006	<.004
YD-58-50-830	300938097490601	11-03-99	<.004	<.003	<.07	<.042	<.31	<.018	<.004	<.006	<.004

Table 5. Concentrations of soluble pesticides in public water-supply wells sampled in Texas, November 1999–January 2001—Continued

Local identifier	Station number	Date	Molin- ate (µg/L)	Napro- pamide (µg/L)	Neburon (µg/L)	Norflur- azon (µg/L)	Oryzalin (µg/L)	Oxamyl (µg/L)	Para- thion (µg/L)	Parathion- methyl (µg/L)	Pebulate (µg/L)
YD-58-52-304	301305097314601	04-27-00	<0.004	<0.003	<0.07	<0.042	<0.31	<0.018	<0.004	<0.006	<0.004
YH-60-13-308	305125095225701	01-19-01	<.0016	<.007	<.017	<.042	<.28	<.018	<.007	<.006	<.0016
YP-69-27-107	293652099442501	10-19-00	<.0016	<.007	<.017	<.042	<.28	<.018	<.007	<.006	<.0016
YP-69-27-402	293450099433701	10-19-00	<.0016	<.007	<.017	<.042	<.28	<.018	<.007	<.006	<.0016
YP-69-27-704	293037099430301	10-18-00	<.0016	<.007	<.017	<.042	<.28	<.018	<.007	<.006	<.0016
YP-69-28-303	293644099314601	10-18-00	<.0016	<.007	<.017	<.042	<.28	<.018	<.007	<.006	<.0016
YT-79-24-101	284431097071801	02-29-00	<.004	<.003	<.07	<.042	<.31	<.018	<.004	<.006	<.004
YX-46-32-625	313252103010301	01-11-00	<.004	<.04	<.07	<.042	<13.42	<.018	<.004	<.006	<.004
YX-46-40-311	312848103012901	01-11-00	<.004	<.003	<.07	<.042	<19.48	<.018	<.004	<.006	<.004
YY-59-54-902	300824096152400	04-19-00	<.004	<.003	<.07	<.042	<.31	<.018	<.004	<.006	<.004
ZB-05-29-819	353215100261201	05-10-00	<.004	<.003	<.07	<.042	<.31	<.018	<.004	<.006	<.004
ZB-05-38-512	352709100182901	05-08-00	<.004	<.003	<.07	<.042	<.31	<.018	<.004	<.006	<.004
ZH-13-46-414	341848099222501	05-09-00	<.004	<.003	<.07	<.042	<.31	<.018	<.004	<.006	<.004
ZH-13-61-620	340451099224401	12-19-00	<.0016	<.007	<.017	<.042	<.336	<.018	<.007	<.006	<.0016
ZK-58-19-620	304151097390301	03-30-00	<.004	<.003	<.07	<.042	<.31	<.018	<.004	<.006	<.004
ZK-58-19-804	303809097404701	03-30-00	<.004	<.003	<.07	<.042	<.31	<.018	<.004	<.006	<.004
ZK-58-19-805	303859097400901	03-30-00	<.004	<.003	<.07	<.042	<.31	<.018	<.004	<.006	<.004
ZK-58-27-819	303117097421301	04-18-00	<.004	<.003	<.07	<.042	<.31	<.018	<.004	<.006	<.004
ZP-46-16-102	315042103054301	01-12-00	<.004	<.003	<.07	<.042	<12.16	<.018	<.004	<.006	<.004
ZR-19-42-612	331902097472301	04-04-00	<.004	<.003	<.07	<.042	<.31	<.018	<.004	<.006	<.004
ZR-19-51-801	330906097411701	04-04-00	<.004	<.003	<.07	<.042	<.31	<.018	<.004	<.006	<.004
ZR-19-51-805	330839097412401	04-04-00	<.004	<.003	<.07	<.042	<.31	<.018	<.004	<.006	<.004
ZR-19-61-705	330014097285401	01-25-00	<.004	<.003	<.07	<.042	<15.76	<.018	<.004	<.006	<.004
ZT-24-50-403	331051102511901	05-17-00	<.004	<.003	<.07	<.042	<.31	<.018	<.004	<.006	<.004
ZT-27-02-103	325819102501601	05-23-00	<.004	<.003	<.07	<.042	<.31	<.018	<.004	<.006	<.004
ZT-27-02-105	325819102503701	05-23-00	<.004	<.003	<.07	<.042	<.31	<.018	<.004	<.006	<.004

Table 5. Concentrations of soluble pesticides in public water-supply wells sampled in Texas, November 1999–January 2001—Continued

Local identifier	Station number	Date	Pendi-methalin (µg/L)	Perme-thrin (µg/L)	Phorate (µg/L)	Picloram (µg/L)	<i>p,p'</i> -DDE (µg/L)	Pro-meton (µg/L)	Pronamide (µg/L)	Propa-chlor (µg/L)
AB-27-37-103	322805102283801	05-17-00	<0.004	<0.005	<0.002	<0.05	<0.006	<0.018	<0.003	<0.007
AB-27-37-105	322826102280101	05-17-00	<.004	<.005	<.002	<.05	<.006	<.018	<.003	<.007
AK-06-52-506	351024101334401	05-04-00	<.004	<.005	<.002	<.05	<.006	<.018	<.003	<.007
AP-59-62-403	300259096195001	04-03-00	<.004	<.005	<.002	<.05	<.006	<.018	<.003	<.007
AP-66-16-407	294903096061401	04-21-00	<.004	<.005	<.002	<.05	<.006	<.018	<.003	<.007
AR-10-51-408	341229102435401	05-01-00	<.004	<.005	<.002	<.05	<.006	<.018	<.003	<.007
AR-24-09-604	335000102545701	05-09-00	<.004	<.005	<.002	<.05	<.006	<.018	<.003	<.007
AT-58-62-206	300646097193001	12-10-99	<.004	<.005	<.002	<.05	<.01	<.018	<.003	<.007
AU-21-30-389	333612099163101	05-02-00	<.004	<.005	<.002	<.05	<.006	.020	<.003	<.007
AX-58-04-604	305718097314401	03-22-00	<.004	<.005	<.002	<.05	<.006	E.017	<.003	<.007
AX-58-04-623	305624097321101	03-22-00	<.004	<.005	<.002	<.05	<.006	<.018	<.003	<.007
AY-68-35-105	292842098425001	03-06-00	<.004	<.005	<.002	<.05	<.006	<.018	<.003	<.007
AZ-57-45-612	301923098225401	04-18-00	<.004	<.005	<.002	<.05	<.006	<.018	<.003	<.007
AZ-57-45-811	301633098252901	03-29-00	<.004	<.005	<.002	<.05	<.006	<.018	<.003	<.007
BD-16-40-709	332301094061701	01-18-01	<.01	<.006	<.011	<.09	<.0025	<.015	<.0041	<.01
BK-73-47-504	291911103124301	12-28-00	<.01	<.006	<.011	<.09	<.0025	<.015	<.0041	<.01
BK-73-52-905	290819103312601	12-28-00	<.01	<.006	<.011	<.09	<.0025	<.015	<.0041	<.01
BL-11-38-334	342841101155301	05-01-00	<.004	<.005	<.002	<.05	<.006	<.018	<.003	<.007
BL-11-48-507	341919101035201	05-02-00	<.004	<.005	<.002	<.05	<.006	<.018	<.003	<.007
BL-12-41-204	342109100570301	05-02-00	<.004	<.005	<.002	<.05	<.006	<.018	<.003	<.007
BR-41-01-244	315849098552101	04-05-00	<.004	<.005	<.002	<.05	<.006	E.006	<.003	<.007
BT-57-14-403	304939098202401	03-08-00	<.004	<.005	<.002	<.05	<.006	<.018	<.003	<.007
BT-57-14-404	304927098211201	03-08-00	<.004	<.005	<.002	<.05	<.006	<.018	<.003	<.007
BT-57-21-607	304125098224001	03-28-00	<.004	<.005	<.002	<.05	<.006	<.018	<.003	<.007
BT-57-21-608	304121098224201	03-28-00	<.004	<.005	<.002	<.05	<.006	<.018	<.003	<.007
BT-57-23-110	304406098130801	03-29-00	<.004	<.005	<.002	.106	<.006	.036	<.003	<.007
BT-57-30-101	303548098211701	03-01-00	<.004	<.005	<.002	<.05	<.006	<.018	<.003	<.007
BU-67-10-910	294528097464401	03-21-00	<.004	<.005	<.002	<.05	<.006	<.018	<.003	<.007

Table 5. Concentrations of soluble pesticides in public water-supply wells sampled in Texas, November 1999–January 2001—Continued

Local identifier	Station number	Date	Pendi-methalin (µg/L)	Perme-thrin (µg/L)	Phorate (µg/L)	Picloram (µg/L)	<i>p,p'</i> -DDE (µg/L)	Pro-meton (µg/L)	Pronamide (µg/L)	Propa-chlor (µg/L)
BX-30-55-936	320939099093801	12-18-00	<0.01	<0.006	<0.011	<0.09	<0.0025	<0.015	<0.0041	<0.01
DA-06-28-202	353704101343701	05-03-00	<.004	<.005	<.002	<.05	<.006	<.018	<.003	<.007
DL-14-62-604	340406098160701	05-10-00	<.004	<.005	<.002	<.05	<.006	<.018	<.003	<.007
DP-24-18-308	334352102450601	05-09-00	<.004	<.005	<.002	<.05	<.006	<.018	<.003	<.007
DP-25-24-304	334245103011001	05-08-00	<.004	<.005	<.002	<.05	<.006	<.018	<.003	<.007
DU-12-06-609	345658100155501	05-08-00	<.004	<.005	<.002	<.05	<.006	<.018	<.003	<.007
DX-68-05-621	295520098242301	03-22-00	<.004	<.005	<.002	<.05	<.01	<.018	<.003	<.007
DX-68-06-405	295528098222301	03-22-00	<.004	<.005	<.002	<.05	<.006	<.018	<.003	<.007
DY-41-13-307	315105098241401	04-05-00	<.004	<.005	<.002	.581	<.006	<.018	<.003	<.007
HH-45-35-505	312715102402201	01-12-00	<.004	<.005	<.002	<.05	<.006	<.018	<.003	<.007
HP-12-62-802	340210100184901	05-05-00	<.004	<.005	<.002	<.05	<.006	E.009	<.003	<.007
HS-28-09-404	324810101591201	05-16-00	<.004	<.005	<.002	<.05	<.006	<.018	<.003	<.007
HT-07-63-204	350607102103401	05-03-00	<.004	<.005	<.002	<.05	<.006	<.018	<.003	<.007
HZ-77-34-606	282608099455301	03-28-00	<.004	<.005	<.002	<.05	<.006	<.018	<.003	<.007
JA-05-57-613	350254100535501	05-04-00	<.004	<.005	<.002	<.05	<.006	<.018	<.003	<.007
JA-12-12-404	344910100360401	05-02-00	<.004	<.005	<.002	<.05	<.006	<.018	<.003	<.007
JH-45-05-924	315245102240201	05-25-00	<.004	<.005	<.002	<.05	<.006	.016	<.003	<.007
JL-49-04-116	315757106370201	01-06-00	<.004	<.005	<.002	<.05	<.006	<.018	<.003	<.007
JL-49-04-423	315708106362301	01-03-00	<.004	<.005	<.002	<.05	<.006	<.018	<.003	<.007
JL-49-04-428	315517106361401	01-06-00	<.004	<.005	<.002	<.05	<.006	<.018	<.003	<.007
JL-49-04-492	315623106360601	01-06-00	<.004	<.005	<.002	<.05	<.006	<.018	<.003	<.007
JL-49-22-626	314145106163601	01-04-00	<.004	<.005	<.002	<.05	<.006	<.018	<.003	<.007
JL-49-24-423	314107106063301	01-07-00	<.004	<.005	<.002	<.05	<.006	<.018	<.003	<.007
JL-49-40-502	312648106044701	01-04-00	<.004	<.005	<.002	<.05	<.006	<.018	<.003	<.007
JY-65-26-520	293314095474702	04-03-00	<.004	<.005	<.002	<.05	<.006	<.018	<.003	<.007
KD-27-01-612	325523102542701	05-22-00	<.004	<.005	<.002	<.05	<.006	<.018	<.003	<.007
KK-57-42-709	301545098502801	07-06-00	<.004	<.005	<.002	<.05	<.006	<.018	<.003	<.007
KK-57-50-325	301357098471901	03-28-00	<.004	<.005	<.002	<.05	<.006	<.018	<.003	<.007
KK-57-51-303	301411098383101	03-21-00	<.004	<.005	<.002	<.05	<.006	<.018	<.003	<.007
KK-57-52-107	301430098363401	03-21-00	<.004	<.005	<.002	<.05	<.006	<.018	<.003	<.007

Table 5. Concentrations of soluble pesticides in public water-supply wells sampled in Texas, November 1999–January 2001—Continued

Local identifier	Station number	Date	Pendi-methalin (µg/L)	Perme-thrin (µg/L)	Phorate (µg/L)	Picloram (µg/L)	p,p'-DDE (µg/L)	Pro-meton (µg/L)	Pronamide (µg/L)	Propa-chlor (µg/L)
KP-79-23-101	284256097125001	02-29-00	<0.004	<0.005	<0.002	<.05	<.006	<.018	<.003	<.007
KS-05-52-105	351428100352601	05-04-00	<.004	<.005	<.002	<.05	<.006	<.018	<.003	<.007
KT-18-11-405	334844096435701	04-19-00	<.004	<.005	<.002	<.05	<.006	<.018	<.003	<.007
KT-18-11-406	334840096434001	04-19-00	<.004	<.005	<.002	<.05	<.006	.044	<.003	<.007
KT-18-28-703	333039096362901	04-19-00	<.004	<.005	<.002	<.05	<.006	<.018	<.003	<.007
KY-11-49-512	341116101574601	05-04-00	<.004	<.005	<.002	<.05	<.006	<.018	<.003	<.007
KY-11-51-416	341032101423801	05-04-00	<.004	<.005	<.002	<.05	<.006	<.018	<.003	<.007
KY-11-57-602	340345101531801	05-03-00	<.004	<.005	<.002	.115	<.006	<.018	<.003	<.007
KZ-12-19-104	344234100431601	05-09-00	<.004	<.005	<.002	<.05	<.006	<.018	<.003	<.007
LD-13-44-907	341523099305701	12-19-00	<.01	<.006	<.011	<.09	<.0025	<.015	<.0041	<.01
LJ-60-64-807	300149095045001	05-04-00	<.004	<.005	<.002	<.05	.002	<.018	<.003	<.007
LP-21-49-317	331233099545201	05-01-00	<.004	<.005	<.002	<.05	<.006	<.018	<.003	<.007
LR-67-09-112	295137097585801	03-21-00	<.004	<.005	<.002	<.05	<.006	<.018	<.003	<.007
LX-24-15-612	334857102092301	05-11-00	<.004	<.005	<.002	<.05	<.006	<.018	<.003	<.007
LX-24-29-306	333536102223101	05-09-00	<.004	<.005	<.002	<.05	<.006	<.018	<.003	<.007
LX-24-37-405	332714102285401	05-16-00	<.004	<.005	<.002	<.05	<.006	<.018	<.003	<.007
LX-24-40-405	332624102072901	05-17-00	<.004	<.005	<.002	<.05	<.006	<.018	<.003	<.007
LY-32-26-706	323204097500301	03-22-00	<.004	<.005	<.002	<.05	<.006	<.018	<.003	<.007
LY-32-34-208	322958097481301	03-21-00	<.004	<.005	<.002	<.05	<.006	<.018	<.003	<.007
LY-32-34-303	322928097461701	04-03-00	<.004	<.005	<.002	<.05	<.006	<.018	<.003	<.007
LY-32-34-510	322537097485701	03-21-00	<.004	<.005	<.002	<.05	<.006	<.018	<.003	<.007
LY-32-34-609	322626097454801	03-21-00	<.004	<.005	<.002	<.05	<.006	<.018	<.003	<.007
PB-28-62-105	320649101215501	04-26-00	<.004	<.005	<.002	<.05	<.006	E.012	<.003	<.007
PK-43-50-216	311422100490201	12-20-00	<.01	<.006	<.011	<.09	<.0025	<.015	<.0041	<.01
PS-52-02-404	305502103504101	01-10-00	<.004	<.005	<.002	<.05	<.006	<.018	<.003	<.007
PU-84-43-504	271841098402801	04-04-00	<.004	<.005	<.002	<.05	<.006	<.018	<.003	<.007
PX-32-47-109	322201097141601	03-20-00	<.004	<.005	<.002	<.05	<.006	<.018	<.003	<.007
PZ-79-10-807	284713097493901	02-23-00	<.004	<.005	<.002	<.05	<.006	<.018	<.003	<.007
RS-21-35-103	332854099441101	05-01-00	<.004	<.005	<.002	<.05	<.006	<.018	<.003	<.007
RU-10-53-312	341418102243401	05-02-00	<.004	<.005	<.002	<.05	<.006	<.018	<.003	<.007

Table 5. Concentrations of soluble pesticides in public water-supply wells sampled in Texas, November 1999–January 2001—Continued

Local identifier	Station number	Date	Pendi-methalin (µg/L)	Perme-thrin (µg/L)	Phorate (µg/L)	Picloram (µg/L)	<i>p,p'</i> -DDE (µg/L)	Pro-meton (µg/L)	Pronamide (µg/L)	Propa-chlor (µg/L)
RU-10-60-606	340427102302801	05-02-00	<0.004	<0.005	<0.002	<0.05	<0.006	<0.018	<0.003	<0.007
RW-41-63-520	310238098104001	03-23-00	<.004	<.005	<.002	<.05	<.006	<.018	<.003	<.007
SK-57-19-201	304323098421701	03-08-00	<.004	<.005	<.002	<.05	<.006	<.018	<.003	<.007
SK-57-34-201	303001098485201	03-09-00	<.004	<.005	<.002	<.05	<.006	<.018	<.003	<.007
SP-23-17-417	334043101585701	05-10-00	<.004	<.005	<.002	<.05	<.006	<.018	<.003	<.007
SP-23-18-107	334306101504101	05-10-00	<.004	<.005	<.002	.410	<.006	<.018	<.003	<.007
SP-23-19-812	333955101404601	05-10-00	<.004	<.005	<.002	<.05	<.006	<.018	<.003	<.007
SP-24-24-214	334419102045201	05-18-00	<.004	<.005	<.002	<.05	<.006	<.018	<.003	<.007
SR-23-41-602	331933101543701	05-15-00	<.004	<.005	<.002	<.05	<.006	<.018	<.003	<.007
SS-42-52-504	311202099321401	03-01-00	<.004	<.005	<.002	<.05	<.006	<.018	<.003	<.007
ST-40-39-304	312745097083301	03-23-00	<.004	<.005	<.002	<.05	<.006	<.018	<.003	<.007
SY-27-39-505	322555102105501	05-24-00	<.004	<.005	<.002	<.05	<.006	<.018	<.003	<.007
SY-28-42-803	321619101495001	05-23-00	<.004	<.005	<.002	<.05	<.006	<.018	<.003	<.007
SY-28-50-908	320816101474601	05-23-00	<.004	<.005	<.002	<.05	<.006	.013	<.003	<.007
TB-76-03-605	285657100373801	03-28-00	<.004	<.005	<.002	<.05	<.006	<.018	<.003	<.007
TJ-27-63-712	320143102123101	12-20-00	<.01	<.006	<.011	<.09	<.0025	<.015	<.0041	<.01
TJ-28-57-702	320221101594901	05-25-00	<.004	<.005	<.002	<.05	<.006	<.018	<.003	<.007
TJ-28-57-903	320010101523701	05-23-00	<.004	<.005	<.002	<.05	<.006	<.018	<.003	<.007
TJ-45-07-407	315643102131101	05-24-00	<.004	<.005	<.002	<.05	<.006	<.018	<.003	<.007
TJ-45-07-606	315702102075401	05-25-00	<.004	<.005	<.002	<.05	<.006	.017	<.003	<.007
TS-60-36-510	302701095331201	04-20-00	<.004	<.005	<.002	<.05	<.006	<.018	<.003	<.007
TW-22-02-714	335416100502101	05-05-00	<.004	<.005	<.002	<.05	<.006	<.018	<.003	<.007
TW-22-02-716	335449100513101	12-19-00	<.01	<.006	<.011	<.09	<.0025	<.015	<.0041	<.01
UJ-62-49-712	300906093585201	04-28-00	<.004	<.005	<.002	<.05	<.006	<.018	<.003	<.007
UK-31-05-501	325545098255501	03-22-00	<.004	<.005	<.002	<.05	<.006	.022	<.003	<.007
UK-31-24-501	324210098034701	03-22-00	<.004	<.005	<.002	<.05	<.006	<.018	<.003	<.007
UL-35-48-202	322207094034501	04-25-00	<.004	<.005	<.002	<.05	<.006	<.018	<.003	<.007
UP-32-10-604	324926097455001	02-09-00	<.004	<.005	<.002	<.05	<.006	<.018	<.003	<.007
UP-32-11-103	325005097440101	02-09-00	<.004	<.005	<.002	<.05	<.006	<.018	<.003	<.007
UP-32-11-709	324649097442001	02-09-00	<.004	<.005	<.002	<.05	<.006	.041	<.003	<.007

Table 5. Concentrations of soluble pesticides in public water-supply wells sampled in Texas, November 1999–January 2001—Continued

Local identifier	Station number	Date	Pendi-methalin (µg/L)	Perme-thrin (µg/L)	Phorate (µg/L)	Picloram (µg/L)	<i>p,p'</i> -DDE (µg/L)	Pro-meton (µg/L)	Pronamide (µg/L)	Propa-chlor (µg/L)
UP-32-11-801	324548097411701	02-10-00	<0.004	<0.005	<0.002	<0.05	<0.006	<0.018	<0.003	<0.007
UP-32-25-602	323439097524301	02-09-00	<.004	<.005	<.002	<.05	<.006	<.018	<.003	<.007
UP-32-28-403	323356097361801	04-10-00	<.004	<.005	<.002	<.05	<.006	<.018	<.003	<.007
US-53-08-601	305723102015801	03-14-00	<.004	<.005	<.002	<.05	<.006	<.018	<.003	<.007
US-54-18-503	304131101492401	03-14-00	<.004	<.005	<.002	<.05	<.006	<.018	<.003	<.007
UT-60-24-110	304251095060001	04-26-00	<.004	<.005	<.002	<.05	<.006	<.018	<.003	<.007
UY-07-64-914	350224102020301	05-03-00	<.004	<.005	<.002	<.05	<.006	E.006	<.003	<.007
UZ-44-37-505	312656101265101	01-13-00	<.004	<.005	<.002	<.05	<.006	<.018	<.003	<.007
WB-16-18-704	333942094503001	04-26-00	<.004	<.005	<.002	<.05	<.006	<.018	<.003	<.007
WD-46-46-210	312041103174201	01-11-00	<.004	<.005	<.002	<.05	<.006	<.018	<.003	<.007
WK-39-51-801	310956096402901	04-20-00	<.004	<.005	<.002	<.05	<.006	<.018	<.003	<.007
WP-43-31-211	313551100110801	04-25-00	<.004	<.005	<.002	<.05	<.006	.066	<.003	<.007
WT-37-31-706	313110094131201	04-27-00	<.004	<.005	<.002	<.05	<.006	<.018	<.003	<.007
XH-34-37-312	322832095245401	04-25-00	<.004	<.005	<.002	<.05	<.006	<.018	<.003	<.007
XP-43-09-119	315033100584001	04-26-00	<.004	<.005	<.002	<.05	<.006	<.018	<.003	<.007
XR-22-54-201	331310100180801	05-01-00	<.004	<.005	<.002	<.05	<.006	<.018	<.003	<.007
XT-11-26-923	343046101463701	05-01-00	<.004	<.005	<.002	<.05	<.006	<.018	<.003	<.007
XU-32-04-604	325525097304801	01-05-00	<.004	<.005	<.002	<.05	<.006	<.018	<.003	<.007
XU-32-04-605	325525097304802	01-05-00	<.004	<.005	<.002	<.05	<.006	<.018	<.003	<.007
XU-32-05-805	325335097272401	04-03-00	<.004	<.005	<.002	<.05	<.006	<.018	<.003	<.007
XU-32-12-307	325101097313101	03-23-00	<.004	<.005	<.002	<.05	<.006	<.018	<.003	<.007
XU-32-13-405	324901097284701	01-24-00	<.004	<.005	<.002	<.05	<.006	<.018	<.003	<.007
XU-32-13-503	324816097272401	01-24-00	<.004	<.005	<.002	<.05	<.006	<.018	<.003	<.007
XU-32-23-701	323911097131001	03-20-00	<.004	<.005	<.002	<.05	<.006	<.018	<.003	<.007
XY-24-54-606	331112102160201	05-17-00	<.004	<.005	<.002	<.05	<.006	<.018	<.003	<.007
YB-43-19-701	313943100425301	01-14-00	<.004	<.005	<.002	<.05	<.006	.042	<.003	<.007
YB-43-27-201	313638100400201	01-14-00	<.004	<.005	<.002	<.05	<.006	<.018	<.003	<.007
YB-43-44-102	312003100370101	01-14-00	<.004	<.005	<.002	<.05	<.006	<.018	<.003	<.007
YD-57-40-703	302306098050701	04-19-00	<.004	<.005	<.002	<.05	<.006	<.018	<.003	<.007
YD-58-50-830	300938097490601	11-03-99	<.004	<.005	<.002	<.05	<.006	<.018	<.003	<.007

Table 5. Concentrations of soluble pesticides in public water-supply wells sampled in Texas, November 1999–January 2001—Continued

Local identifier	Station number	Date	Pendi-methalin (µg/L)	Perme-thrin (µg/L)	Phorate (µg/L)	Picloram (µg/L)	<i>p,p'</i> -DDE (µg/L)	Pro-meton (µg/L)	Pronamide (µg/L)	Propa-chlor (µg/L)
YD-58-52-304	301305097314601	04-27-00	<0.004	<0.005	<0.002	<0.05	<0.006	E0.007	<0.003	<0.007
YH-60-13-308	305125095225701	01-19-01	<.01	<.006	<.011	<.09	<.0025	.013	<.0041	<.01
YP-69-27-107	293652099442501	10-19-00	<.01	<.006	<.011	<.09	<.0025	<.015	<.0041	<.01
YP-69-27-402	293450099433701	10-19-00	<.01	<.006	<.011	<.09	<.0025	<.015	<.0041	<.01
YP-69-27-704	293037099430301	10-18-00	<.01	<.006	<.011	<.09	<.0025	<.015	<.0041	<.01
YP-69-28-303	293644099314601	10-18-00	<.01	<.006	<.011	<.09	<.0025	<.015	<.0041	<.01
YT-79-24-101	284431097071801	02-29-00	<.004	<.005	<.002	<.05	<.006	<.018	<.003	<.007
YX-46-32-625	313252103010301	01-11-00	<.004	<.005	<.002	<.05	<.006	<.018	<.003	<.007
YX-46-40-311	312848103012901	01-11-00	<.004	<.005	<.002	<.05	<.006	<.018	<.003	<.007
YY-59-54-902	300824096152400	04-19-00	<.004	<.005	<.002	<.05	<.006	<.018	<.003	<.007
ZB-05-29-819	353215100261201	05-10-00	<.004	<.005	<.002	<.05	<.006	E.017	<.003	<.007
ZB-05-38-512	352709100182901	05-08-00	<.004	<.005	<.002	<.05	<.006	<.018	<.003	<.007
ZH-13-46-414	341848099222501	05-09-00	<.004	<.005	<.002	<.05	<.006	<.018	<.003	<.007
ZH-13-61-620	340451099224401	12-19-00	<.01	<.006	<.011	<.09	<.0025	.054	<.0041	<.01
ZK-58-19-620	304151097390301	03-30-00	<.004	<.005	<.002	<.05	<.006	<.018	<.003	<.007
ZK-58-19-804	303809097404701	03-30-00	<.004	<.005	<.002	<.05	<.006	E.005	<.003	<.007
ZK-58-19-805	303859097400901	03-30-00	<.004	<.005	<.002	<.05	<.006	.008	<.003	<.007
ZK-58-27-819	303117097421301	04-18-00	<.004	<.005	<.002	<.05	<.006	<.018	<.003	<.007
ZP-46-16-102	315042103054301	01-12-00	<.004	<.005	<.002	<.05	<.006	<.018	<.003	<.007
ZR-19-42-612	331902097472301	04-04-00	<.004	<.005	<.002	<.05	<.006	<.018	<.003	<.007
ZR-19-51-801	330906097411701	04-04-00	<.004	<.005	<.002	<.05	<.006	<.018	<.003	<.007
ZR-19-51-805	330839097412401	04-04-00	<.004	<.005	<.002	<.05	<.006	<.018	<.003	<.007
ZR-19-61-705	330014097285401	01-25-00	<.004	<.005	<.002	<.05	<.006	<.018	<.003	<.007
ZT-24-50-403	331051102511901	05-17-00	<.004	<.005	<.002	<.05	<.006	<.018	<.003	<.007
ZT-27-02-103	325819102501601	05-23-00	<.004	<.005	<.002	<.05	<.006	<.018	<.003	<.007
ZT-27-02-105	325819102503701	05-23-00	<.004	<.005	<.002	<.05	<.006	.117	<.003	<.007

Table 5. Concentrations of soluble pesticides in public water-supply wells sampled in Texas, November 1999–January 2001—Continued

Local identifier	Station number	Date	Propanil (µg/L)	Propargite (µg/L)	Propham (µg/L)	Propoxur (µg/L)	Silvex (µg/L)	Simazine (µg/L)	2,4,5-T (µg/L)	Tebuthiuron (µg/L)
AB-27-37-103	322805102283801	05-17-00	<0.004	<0.013	<0.035	<0.08	<0.06	<0.005	<0.04	<0.01
AB-27-37-105	322826102280101	05-17-00	<.004	<.013	<.035	<.08	<.06	<.005	<.04	<.01
AK-06-52-506	351024101334401	05-04-00	<.004	<.013	<.035	<.08	<.06	<.005	<.04	<.01
AP-59-62-403	300259096195001	04-03-00	<.004	<.013	<.035	<.08	<.06	<.005	<.04	<.01
AP-66-16-407	294903096061401	04-21-00	<.004	<.013	<.035	<.08	<.06	<.005	<.04	<.01
AR-10-51-408	341229102435401	05-01-00	<.004	<.013	<.035	<.08	<.06	<.005	<.04	<.01
AR-24-09-604	335000102545701	05-09-00	<.004	<.013	<.035	<.08	<.06	<.005	<.04	<.01
AT-58-62-206	300646097193001	12-10-99	<.004	<.013	<.035	<.08	<.06	<.005	<.04	<.01
AU-21-30-389	333612099163101	05-02-00	<.004	<.013	<.035	<.08	<.06	<.005	<.04	<.01
AX-58-04-604	305718097314401	03-22-00	<.004	<.013	<.035	<.08	<.06	<.005	<.04	<.01
AX-58-04-623	305624097321101	03-22-00	<.004	<.013	<.035	<.08	<.06	<.005	<.04	<.01
AY-68-35-105	292842098425001	03-06-00	<.004	<.013	<.035	<.08	<.06	<.005	<.04	<.01
AZ-57-45-612	301923098225401	04-18-00	<.004	<.013	<.035	<.08	<.06	<.005	<.04	<.01
AZ-57-45-811	301633098252901	03-29-00	<.004	<.013	<.035	<.08	<.06	<.005	<.04	<.01
BD-16-40-709	332301094061701	01-18-01	<.011	<.023	<.09	<.12	<.025	<.011	<.04	<.016
BK-73-47-504	291911103124301	12-28-00	<.011	<.023	<.09	<.12	<.025	<.011	<.04	<.016
BK-73-52-905	290819103312601	12-28-00	<.011	<.023	<.09	<.12	<.025	<.011	<.04	<.016
BL-11-38-334	342841101155301	05-01-00	<.004	<.013	<.035	<.08	<.06	<.005	<.04	<.01
BL-11-48-507	341919101035201	05-02-00	<.004	<.013	<.035	<.08	<.06	<.005	<.04	<.01
BL-12-41-204	342109100570301	05-02-00	<.004	<.013	<.035	<.08	<.06	<.005	<.04	<.01
BR-41-01-244	315849098552101	04-05-00	<.004	<.013	<.035	<.08	<.06	<.005	<.04	<.01
BT-57-14-403	304939098202401	03-08-00	<.004	<.013	<.035	<.08	<.06	<.005	<.04	<.01
BT-57-14-404	304927098211201	03-08-00	<.004	<.013	<.035	<.08	<.06	<.005	<.04	<.01
BT-57-21-607	304125098224001	03-28-00	<.004	<.013	<.035	<.08	<.06	<.005	<.04	<.01
BT-57-21-608	304121098224201	03-28-00	<.004	<.013	<.035	<.08	<.06	<.005	<.04	<.01
BT-57-23-110	304406098130801	03-29-00	<.004	<.013	<.035	<.08	<.06	E.004	<.04	<.01
BT-57-30-101	303548098211701	03-01-00	<.004	<.013	<.035	<.08	<.06	<.005	<.04	<.01
BU-67-10-910	294528097464401	03-21-00	<.004	<.013	<1.33	<.08	<.06	.085	<.04	<.01

Table 5. Concentrations of soluble pesticides in public water-supply wells sampled in Texas, November 1999–January 2001—Continued

Local identifier	Station number	Date	Propanil (µg/L)	Propargite (µg/L)	Propham (µg/L)	Propoxur (µg/L)	Silvex (µg/L)	Simazine (µg/L)	2,4,5-T (µg/L)	Tebuthiuron (µg/L)
BX-30-55-936	320939099093801	12-18-00	<0.011	<0.023	<0.09	<0.12	<0.025	<0.011	<0.04	<0.016
DA-06-28-202	353704101343701	05-03-00	<.004	<.013	<.035	<.08	<.06	<.005	<.04	<.01
DL-14-62-604	340406098160701	05-10-00	<.004	<.013	<.035	<.08	<.06	<.005	<.04	<.01
DP-24-18-308	334352102450601	05-09-00	<.004	<.013	<.035	<.08	<.06	<.005	<.04	<.01
DP-25-24-304	334245103011001	05-08-00	<.004	<.013	<.035	<.08	<.06	<.005	<.04	<.01
DU-12-06-609	345658100155501	05-08-00	<.004	<.013	<.035	<.08	<.06	<.005	<.04	<.01
DX-68-05-621	295520098242301	03-22-00	<.004	<.013	<.035	<.08	<.06	<.005	<.04	<.01
DX-68-06-405	295528098222301	03-22-00	<.004	<.013	<.035	<.08	<.06	<.005	<.04	<.01
DY-41-13-307	315105098241401	04-05-00	<.004	<.013	<.035	<.08	<.06	<.005	<.04	<.01
HH-45-35-505	312715102402201	01-12-00	<.004	<.013	<.035	<.08	<.06	<.005	<.04	<.01
HP-12-62-802	340210100184901	05-05-00	<.004	<.013	--	--	<.06	<.005	<.04	<.01
HS-28-09-404	324810101591201	05-16-00	<.004	<.013	<.035	<.08	<.06	<.005	<.04	<.01
HT-07-63-204	350607102103401	05-03-00	<.004	<.013	<.035	<.08	<.06	<.005	<.04	<.01
HZ-77-34-606	282608099455301	03-28-00	<.004	<.013	<.035	<.08	<.06	<.005	<.04	<.01
JA-05-57-613	350254100535501	05-04-00	<.004	<.013	<.035	<.08	<.06	<.005	<.04	<.01
JA-12-12-404	344910100360401	05-02-00	<.004	<.013	<.035	<.08	<.06	<.005	<.04	<.01
JH-45-05-924	315245102240201	05-25-00	<.004	<.013	<.035	<.08	<.06	<.005	<.04	.067
JL-49-04-116	315757106370201	01-06-00	<.004	<.013	<.035	<.08	<.06	<.005	<.04	<.01
JL-49-04-423	315708106362301	01-03-00	<.004	<.013	<.035	<.08	<.06	<.005	<.04	<.01
JL-49-04-428	315517106361401	01-06-00	<.004	<.013	<.035	<.08	<.06	<.005	<.04	<.01
JL-49-04-492	315623106360601	01-06-00	<.004	<.03	<.035	<.08	<.06	<.005	<.04	<.01
JL-49-22-626	314145106163601	01-04-00	<.004	<.04	<.035	<.08	<.06	<.005	<.04	<.01
JL-49-24-423	314107106063301	01-07-00	<.004	<.04	<.035	<.08	<.06	<.005	<.04	<.01
JL-49-40-502	312648106044701	01-04-00	<.004	<.013	<.035	<.08	<.06	<.005	<.04	<.01
JY-65-26-520	293314095474702	04-03-00	<.004	<.013	<.035	<.08	<.06	<.005	<.04	<.01
KD-27-01-612	325523102542701	05-22-00	<.004	<.013	<.035	<.08	<.06	<.005	<.04	<.01
KK-57-42-709	301545098502801	07-06-00	<.004	<.013	<.035	<.08	<.06	<.005	<.04	<.01
KK-57-50-325	301357098471901	03-28-00	<.004	<.013	<.035	<.08	<.06	.005	<.04	<.01
KK-57-51-303	301411098383101	03-21-00	<.004	<.013	<.035	<.08	<.06	<.005	<.04	<.01
KK-57-52-107	301430098363401	03-21-00	<.004	<.013	<.035	<.08	<.06	<.005	<.04	<.01

Table 5. Concentrations of soluble pesticides in public water-supply wells sampled in Texas, November 1999–January 2001—Continued

Local identifier	Station number	Date	Propanil (µg/L)	Propargite (µg/L)	Propham (µg/L)	Propoxur (µg/L)	Silvex (µg/L)	Simazine (µg/L)	2,4,5-T (µg/L)	Tebuthiuron (µg/L)
KP-79-23-101	284256097125001	02-29-00	<0.004	<0.013	<0.035	<0.08	<0.06	<0.005	<0.04	<0.01
KS-05-52-105	351428100352601	05-04-00	<.004	<.013	<.035	<.08	<.06	<.005	<.04	<.01
KT-18-11-405	334844096435701	04-19-00	<.004	<.013	<.035	<.08	<.06	<.005	<.04	<.01
KT-18-11-406	334840096434001	04-19-00	<.004	<.013	<.035	<.08	<.06	<.005	<.04	<.01
KT-18-28-703	333039096362901	04-19-00	<.004	<.013	<.035	<.08	<.06	<.005	<.04	<.01
KY-11-49-512	341116101574601	05-04-00	<.004	<.013	<.37	<.08	<.06	<.005	<.04	<.01
KY-11-51-416	341032101423801	05-04-00	<.004	<.013	<3.65	<.08	<.06	<.005	<.04	<.01
KY-11-57-602	340345101531801	05-03-00	<.004	<.013	<.035	<.08	<.06	<.005	<.04	<.01
KZ-12-19-104	344234100431601	05-09-00	<.004	<.013	<.035	<.08	<.06	<.005	<.04	<.01
LD-13-44-907	341523099305701	12-19-00	<.011	<.023	<.141	<.12	<.025	<.011	<.04	<.016
LJ-60-64-807	300149095045001	05-04-00	<.004	<.013	<.035	<.08	<.06	<.005	<.04	<.01
LP-21-49-317	331233099545201	05-01-00	<.004	<.013	<.035	<.08	<.06	<.005	<.04	<.01
LR-67-09-112	295137097585801	03-21-00	<.004	<.013	<.035	<.08	<.06	<.005	<.04	<.01
LX-24-15-612	334857102092301	05-11-00	<.004	<.013	<.035	<.08	<.06	<.005	<.04	<.01
LX-24-29-306	333536102223101	05-09-00	<.004	<.013	<.035	<.08	<.06	<.005	<.04	<.03
LX-24-37-405	332714102285401	05-16-00	<.004	<.013	<.035	<.08	<.06	<.005	<.04	<.01
LX-24-40-405	332624102072901	05-17-00	<.004	<.013	<.035	<.08	<.06	<.005	<.04	<.01
LY-32-26-706	323204097500301	03-22-00	<.004	<.013	<.035	<.08	<.06	<.005	<.04	<.01
LY-32-34-208	322958097481301	03-21-00	<.004	<.013	<.035	<.08	<.06	<.005	<.04	<.01
LY-32-34-303	322928097461701	04-03-00	<.004	<.013	<.035	<.08	<.06	<.005	<.04	<.01
LY-32-34-510	322537097485701	03-21-00	<.004	<.013	<.035	<.08	<.06	<.005	<.04	<.01
LY-32-34-609	322626097454801	03-21-00	<.004	<.013	<.035	<.08	<.06	<.005	<.04	<.01
PB-28-62-105	320649101215501	04-26-00	<.004	<.013	<.035	<.08	<.06	<.005	<.04	<.01
PK-43-50-216	311422100490201	12-20-00	<.011	<.023	<.09	<.12	<.025	<.011	<.04	<.016
PS-52-02-404	305502103504101	01-10-00	<.004	<.013	<.035	<.08	<.06	<.005	<.04	<.01
PU-84-43-504	271841098402801	04-04-00	<.004	<.013	<.035	<.08	<.06	<.005	<.04	<.01
PX-32-47-109	322201097141601	03-20-00	<.004	<.013	<.035	<.08	<.06	<.005	<.04	<.01
PZ-79-10-807	284713097493901	02-23-00	<.004	<.013	<.035	<.08	<.06	<.005	<.04	<.01
RS-21-35-103	332854099441101	05-01-00	<.004	<.013	<.035	<.08	<.06	<.005	<.04	<.01
RU-10-53-312	341418102243401	05-02-00	<.004	<.013	<.035	<.08	<.06	<.005	<.04	<.01

Table 5. Concentrations of soluble pesticides in public water-supply wells sampled in Texas, November 1999–January 2001—Continued

Local identifier	Station number	Date	Propanil (µg/L)	Propargite (µg/L)	Propham (µg/L)	Propoxur (µg/L)	Silvex (µg/L)	Simazine (µg/L)	2,4,5-T (µg/L)	Tebuthiuron (µg/L)
RU-10-60-606	340427102302801	05-02-00	<0.004	<0.013	<0.035	<0.08	<0.06	<0.005	<0.04	<0.01
RW-41-63-520	310238098104001	03-23-00	<.004	<.013	<.035	<.08	<.06	<.005	<.04	<.01
SK-57-19-201	304323098421701	03-08-00	<.004	<.013	<.035	<.08	<.06	<.005	<.04	<.01
SK-57-34-201	303001098485201	03-09-00	<.004	<.013	<.035	<.08	<.06	<.005	<.04	<.01
SP-23-17-417	334043101585701	05-10-00	<.004	<.013	<.035	<.08	<.06	<.005	<.04	<.01
SP-23-18-107	334306101504101	05-10-00	<.004	<.013	<.14	<.08	<.06	<.005	<.04	<.01
SP-23-19-812	333955101404601	05-10-00	<.004	<.013	<.035	<.08	<.06	<.005	<.04	<.01
SP-24-24-214	334419102045201	05-18-00	<.004	<.013	<.035	<.08	<.06	<.005	<.04	<.01
SR-23-41-602	331933101543701	05-15-00	<.004	<.013	<.035	<.08	<.06	<.005	<.04	<.01
SS-42-52-504	311202099321401	03-01-00	<.004	<.013	<.035	<.08	<.06	<.005	<.04	<.01
ST-40-39-304	312745097083301	03-23-00	<.004	<.013	<.035	<.08	<.06	<.005	<.04	<.01
SY-27-39-505	322555102105501	05-24-00	<.004	<.013	<.035	<.08	<.06	<.005	<.04	<.01
SY-28-42-803	321619101495001	05-23-00	<.004	<.013	<.035	<.08	<.06	<.005	<.04	<.01
SY-28-50-908	320816101474601	05-23-00	<.004	<.013	<.035	<.21	<.06	<.005	<.04	<.01
TB-76-03-605	285657100373801	03-28-00	<.004	<.013	<.035	<.08	<.06	<.005	<.04	<.01
TJ-27-63-712	320143102123101	12-20-00	<.011	<.023	<.09	<.12	<.025	<.011	<.04	<.016
TJ-28-57-702	320221101594901	05-25-00	<.004	<.013	<.035	<.08	<.06	<.005	<.04	<.01
TJ-28-57-903	320010101523701	05-23-00	<.004	<.013	<.035	<.08	<.06	<.005	<.04	<.01
TJ-45-07-407	315643102131101	05-24-00	<.004	<.013	<.035	<.08	<.06	<.005	<.04	<.01
TJ-45-07-606	315702102075401	05-25-00	<.004	<.013	<.035	<.16	<.06	<.005	<.04	<.01
TS-60-36-510	302701095331201	04-20-00	<.004	<.013	<.035	<.08	<.06	<.005	<.04	<.01
TW-22-02-714	335416100502101	05-05-00	<.004	<.013	<.035	<.08	<.06	<.005	<.04	<.01
TW-22-02-716	335449100513101	12-19-00	<.011	<.023	<.09	<.12	<.025	<.011	<.04	<.016
UJ-62-49-712	300906093585201	04-28-00	<.004	<.013	<.035	<.08	<.06	<.005	<.04	<.01
UK-31-05-501	325545098255501	03-22-00	<.004	<.013	<.035	<.08	<.06	<.005	<.04	<.01
UK-31-24-501	324210098034701	03-22-00	<.004	<.013	<.035	<.08	<.06	<.005	<.04	<.01
UL-35-48-202	322207094034501	04-25-00	<.004	<.013	<.035	<.08	<.06	<.005	<.04	<.01
UP-32-10-604	324926097455001	02-09-00	<.004	<.013	<.035	<.08	<.06	<.005	<.04	<.01
UP-32-11-103	325005097440101	02-09-00	<.004	<.013	<.035	<.08	<.06	<.005	<.04	<.01
UP-32-11-709	324649097442001	02-09-00	<.004	<.013	<.035	<.08	<.06	<.005	<.04	<.01

Table 5. Concentrations of soluble pesticides in public water-supply wells sampled in Texas, November 1999–January 2001—Continued

Local identifier	Station number	Date	Propanil (µg/L)	Propargite (µg/L)	Propham (µg/L)	Propoxur (µg/L)	Silvex (µg/L)	Simazine (µg/L)	2,4,5-T (µg/L)	Tebuthiuron (µg/L)
UP-32-11-801	324548097411701	02-10-00	<0.004	<0.013	<0.035	<0.08	<0.06	<0.005	<0.04	<0.01
UP-32-25-602	323439097524301	02-09-00	<.004	<.013	<.035	<.08	<.06	<.005	<.04	<.01
UP-32-28-403	323356097361801	04-10-00	<.004	<.013	<.035	<.08	<.06	<.005	<.04	<.01
US-53-08-601	305723102015801	03-14-00	<.004	<.013	<.035	<.08	<.06	<.005	<.04	<.01
US-54-18-503	304131101492401	03-14-00	<.004	<.013	<.035	<.08	<.06	<.005	<.04	.063
UT-60-24-110	304251095060001	04-26-00	<.004	<.013	<.035	<.08	<.06	<.005	<.04	<.01
UY-07-64-914	350224102020301	05-03-00	<.004	<.013	<.13	<.08	<.06	<.005	<.04	<.01
UZ-44-37-505	312656101265101	01-13-00	<.004	<.013	<.035	<.08	<.06	<.005	<.04	<.01
WB-16-18-704	333942094503001	04-26-00	<.004	<.013	<.035	<.08	<.06	<.005	<.04	<.01
WD-46-46-210	312041103174201	01-11-00	<.004	<.013	<.1	<.08	<.06	<.005	<.04	<.01
WK-39-51-801	310956096402901	04-20-00	<.004	<.013	<.035	<.08	<.06	<.005	<.04	<.01
WP-43-31-211	313551100110801	04-25-00	<.004	<.013	<.035	<.08	<.06	<.005	<.04	<.01
WT-37-31-706	313110094131201	04-27-00	<.004	<.013	<.035	<.08	<.06	<.005	<.04	<.01
XH-34-37-312	322832095245401	04-25-00	<.004	<.013	<.035	<.08	<.06	<.005	<.04	<.01
XP-43-09-119	315033100584001	04-26-00	<.004	<.013	<.035	<.08	<.06	<.005	<.04	<.01
XR-22-54-201	331310100180801	05-01-00	<.004	<.013	<.035	<.08	<.06	<.005	<.04	<.01
XT-11-26-923	343046101463701	05-01-00	<.004	<.013	<.035	<.08	<.06	<.005	<.04	<.01
XU-32-04-604	325525097304801	01-05-00	<.004	<.013	<.035	<.08	<.06	<.005	<.04	<.01
XU-32-04-605	325525097304802	01-05-00	<.004	<.013	<.035	<.08	<.06	<.005	<.04	<.01
XU-32-05-805	325335097272401	04-03-00	<.004	<.013	<.035	<.08	<.06	<.005	<.04	<.01
XU-32-12-307	325101097313101	03-23-00	<.004	<.013	<.035	<.08	<.06	<.005	<.04	<.01
XU-32-13-405	324901097284701	01-24-00	<.004	<.013	<.035	<.08	<.06	<.005	<.04	<.01
XU-32-13-503	324816097272401	01-24-00	<.004	<.013	<.035	<.08	<.06	<.005	<.04	<.01
XU-32-23-701	323911097131001	03-20-00	<.004	<.013	<.035	<.08	<.06	<.005	<.04	<.01
XY-24-54-606	331112102160201	05-17-00	<.004	<.013	<.035	<.08	<.06	<.005	<.04	<.01
YB-43-19-701	313943100425301	01-14-00	<.004	<.013	<.035	<.08	<.06	<.005	<.04	<.01
YB-43-27-201	313638100400201	01-14-00	<.004	<.013	<.035	<.08	<.06	<.005	<.04	<.01
YB-43-44-102	312003100370101	01-14-00	<.004	<.013	<.035	<.11	<.06	<.005	<.04	<.01
YD-57-40-703	302306098050701	04-19-00	<.004	<.013	<.035	<.08	<.06	<.005	<.04	<.01
YD-58-50-830	300938097490601	11-03-99	<.004	<.013	<.035	<.08	<.06	<.005	<.04	<.01

Table 5. Concentrations of soluble pesticides in public water-supply wells sampled in Texas, November 1999–January 2001—Continued

Local identifier	Station number	Date	Propanil (µg/L)	Propargite (µg/L)	Propham (µg/L)	Propoxur (µg/L)	Silvex (µg/L)	Simazine (µg/L)	2,4,5-T (µg/L)	Tebuthiuron (µg/L)
YD-58-52-304	301305097314601	04-27-00	<0.004	<0.013	<0.035	<0.08	<0.06	0.013	<0.04	<0.01
YH-60-13-308	305125095225701	01-19-01	<.011	<.023	<.14	<.12	<.025	.023	<.04	.021
YP-69-27-107	293652099442501	10-19-00	<.011	<.023	<.09	<.12	<.025	<.011	<.04	<.016
YP-69-27-402	293450099433701	10-19-00	<.011	<.023	<.09	<.12	<.025	<.011	<.04	<.016
YP-69-27-704	293037099430301	10-18-00	<.011	<.023	<.09	<.12	<.025	<.011	<.04	<.016
YP-69-28-303	293644099314601	10-18-00	<.011	<.023	<.09	<.12	<.025	<.011	<.04	<.016
YT-79-24-101	284431097071801	02-29-00	<.004	<.013	<.035	<.08	<.06	<.005	<.04	<.01
YX-46-32-625	313252103010301	01-11-00	<.004	<.013	<.035	<.08	<.06	<.005	<.04	<.01
YX-46-40-311	312848103012901	01-11-00	<.004	<.013	<.035	<.08	<.06	<.005	<.04	<.01
YY-59-54-902	300824096152400	04-19-00	<.004	<.013	<.035	<.08	<.06	<.005	<.04	<.01
ZB-05-29-819	353215100261201	05-10-00	<.004	<.013	<.035	<.08	<.06	<.005	<.04	<.01
ZB-05-38-512	352709100182901	05-08-00	<.004	<.013	<.035	<.08	<.06	<.005	<.04	<.01
ZH-13-46-414	341848099222501	05-09-00	<.004	<.013	<.035	<.08	<.06	<.005	<.04	<.01
ZH-13-61-620	340451099224401	12-19-00	<.011	<.023	<.09	<.194	<.025	<.011	<.04	<.016
ZK-58-19-620	304151097390301	03-30-00	<.004	<.013	<.035	<.08	<.06	.011	<.04	<.01
ZK-58-19-804	303809097404701	03-30-00	<.004	<.013	<.12	<.08	<.06	.006	<.04	<.01
ZK-58-19-805	303859097400901	03-30-00	<.004	<.013	<.14	<.08	<.06	.005	<.04	<.01
ZK-58-27-819	303117097421301	04-18-00	<.004	<.013	<.035	<.08	<.06	<.005	<.04	<.01
ZP-46-16-102	315042103054301	01-12-00	<.004	<.013	<.035	<.08	<.06	<.005	<.04	<.01
ZR-19-42-612	331902097472301	04-04-00	<.004	<.013	<.035	<.08	<.06	<.005	<.04	<.01
ZR-19-51-801	330906097411701	04-04-00	<.004	<.013	<.035	<.08	<.06	<.005	<.04	<.01
ZR-19-51-805	330839097412401	04-04-00	<.004	<.013	<.035	<.08	<.06	<.005	<.04	<.01
ZR-19-61-705	330014097285401	01-25-00	<.004	<.013	<.035	<.08	<.06	<.005	<.04	<.01
ZT-24-50-403	331051102511901	05-17-00	<.004	<.013	<.035	<.08	<.06	<.005	<.04	<.01
ZT-27-02-103	325819102501601	05-23-00	<.004	<.013	<.035	<.08	<.06	<.005	<.04	<.01
ZT-27-02-105	325819102503701	05-23-00	<.004	<.013	<.14	<.31	<.06	.032	<.04	.038

Table 5. Concentrations of soluble pesticides in public water-supply wells sampled in Texas, November 1999–January 2001—Continued

Local identifier	Station number	Date	Terbacil (µg/L)	Terbufos (µg/L)	Thiobencarb (µg/L)	Triallate (µg/L)	Triclopyr (µg/L)	Trifluralin (µg/L)
AB-27-37-103	322805102283801	05-17-00	<0.007	<0.013	<0.002	<0.001	<0.25	<0.002
AB-27-37-105	322826102280101	05-17-00	<.007	<.013	<.002	<.001	<.25	<.002
AK-06-52-506	351024101334401	05-04-00	<.007	<.013	<.002	<.001	<.25	<.002
AP-59-62-403	300259096195001	04-03-00	<.007	<.013	<.002	<.001	<.25	<.002
AP-66-16-407	294903096061401	04-21-00	<.007	<.013	<.002	<.001	<.25	<.002
AR-10-51-408	341229102435401	05-01-00	<.007	<.013	<.002	<.001	<.25	<.002
AR-24-09-604	335000102545701	05-09-00	<.007	<.013	<.002	<.001	<.25	<.002
AT-58-62-206	300646097193001	12-10-99	<.007	<.013	<.002	<.001	<.25	<.002
AU-21-30-389	333612099163101	05-02-00	<.007	<.013	<.002	<.001	<.25	<.002
AX-58-04-604	305718097314401	03-22-00	<.007	<.013	<.002	<.001	<.25	<.002
AX-58-04-623	305624097321101	03-22-00	<.007	<.013	<.002	<.001	<.25	<.002
AY-68-35-105	292842098425001	03-06-00	<.007	<.013	<.002	<.001	<.25	<.002
AZ-57-45-612	301923098225401	04-18-00	<.007	<.013	<.002	<.001	<.25	<.002
AZ-57-45-811	301633098252901	03-29-00	<.007	<.013	<.002	<.001	<.25	<.002
BD-16-40-709	332301094061701	01-18-01	<.034	<.017	<.0048	<.0023	<.07	<.009
BK-73-47-504	291911103124301	12-28-00	<.034	<.017	<.0048	<.0023	<.07	<.009
BK-73-52-905	290819103312601	12-28-00	<.034	<.017	<.0048	<.0023	<.07	<.009
BL-11-38-334	342841101155301	05-01-00	<.007	<.013	<.002	<.001	<.25	<.002
BL-11-48-507	341919101035201	05-02-00	<.007	<.013	<.002	<.001	<.25	<.002
BL-12-41-204	342109100570301	05-02-00	<.007	<.013	<.002	<.001	<.25	<.002
BR-41-01-244	315849098552101	04-05-00	<.007	<.013	<.002	<.001	<.25	<.002
BT-57-14-403	304939098202401	03-08-00	<.007	<.013	<.002	<.001	<.25	<.002
BT-57-14-404	304927098211201	03-08-00	<.007	<.013	<.002	<.001	<.25	<.002
BT-57-21-607	304125098224001	03-28-00	<.007	<.013	<.002	<.001	<.25	<.002
BT-57-21-608	304121098224201	03-28-00	<.007	<.013	<.002	<.001	<.25	<.002
BT-57-23-110	304406098130801	03-29-00	<.007	<.013	<.002	<.001	<.25	<.002
BT-57-30-101	303548098211701	03-01-00	<.007	<.013	<.002	<.001	<.25	<.002
BU-67-10-910	294528097464401	03-21-00	<.007	<.013	<.002	<.001	<.25	<.002

Table 5. Concentrations of soluble pesticides in public water-supply wells sampled in Texas, November 1999–January 2001—Continued

Local identifier	Station number	Date	Terbacil (µg/L)	Terbufos (µg/L)	Thiobencarb (µg/L)	Triallate (µg/L)	Triclopyr (µg/L)	Trifluralin (µg/L)
BX-30-55-936	320939099093801	12-18-00	<0.034	<0.017	<0.0048	<0.0023	<0.07	<0.009
DA-06-28-202	353704101343701	05-03-00	<.007	<.013	<.002	<.001	<.25	<.002
DL-14-62-604	340406098160701	05-10-00	<.007	<.013	<.002	<.001	<.25	<.002
DP-24-18-308	334352102450601	05-09-00	<.007	<.013	<.002	<.001	<.25	<.002
DP-25-24-304	334245103011001	05-08-00	<.007	<.013	<.002	<.001	<.25	<.002
DU-12-06-609	345658100155501	05-08-00	<.007	<.013	<.002	<.001	<.25	<.002
DX-68-05-621	295520098242301	03-22-00	<.007	<.013	<.002	<.001	<.25	<.002
DX-68-06-405	295528098222301	03-22-00	<.007	<.013	<.002	<.001	<.25	<.002
DY-41-13-307	315105098241401	04-05-00	<.007	<.013	<.002	<.001	<.25	<.002
HH-45-35-505	312715102402201	01-12-00	<.007	<.013	<.002	<.001	<.25	<.002
HP-12-62-802	340210100184901	05-05-00	<.007	<.013	<.002	<.001	<.25	<.002
HS-28-09-404	324810101591201	05-16-00	<.007	<.013	<.002	<.001	<.25	<.002
HT-07-63-204	350607102103401	05-03-00	<.007	<.013	<.002	<.001	<.25	<.002
HZ-77-34-606	282608099455301	03-28-00	<.007	<.013	<.002	<.001	<.25	<.002
JA-05-57-613	350254100535501	05-04-00	<.007	<.013	<.002	<.001	<.25	<.002
JA-12-12-404	344910100360401	05-02-00	<.007	<.013	<.002	<.001	<.25	<.002
JH-45-05-924	315245102240201	05-25-00	<.007	<.013	<.002	<.001	<.25	<.002
JL-49-04-116	315757106370201	01-06-00	<.007	<.013	<.002	<.001	<.25	<.002
JL-49-04-423	315708106362301	01-03-00	<.06	<.013	<.002	<.001	<.25	<.002
JL-49-04-428	315517106361401	01-06-00	<.007	<.013	<.002	<.001	<.25	<.002
JL-49-04-492	315623106360601	01-06-00	<.007	<.013	<.002	<.001	<.25	<.002
JL-49-22-626	314145106163601	01-04-00	<.007	<.013	<.002	<.001	<.25	<.002
JL-49-24-423	314107106063301	01-07-00	<.007	<.013	<.002	<.001	<.25	<.002
JL-49-40-502	312648106044701	01-04-00	<.007	<.013	<.002	<.001	<.25	<.002
JY-65-26-520	293314095474702	04-03-00	<.007	<.013	<.002	<.001	<.25	<.002
KD-27-01-612	325523102542701	05-22-00	<.007	<.013	<.002	<.001	<.25	<.002
KK-57-42-709	301545098502801	07-06-00	<.007	<.013	<.002	<.001	<.25	<.002
KK-57-50-325	301357098471901	03-28-00	<.007	<.013	<.002	<.001	<.25	<.002
KK-57-51-303	301411098383101	03-21-00	<.007	<.013	<.002	<.001	<.25	<.002
KK-57-52-107	301430098363401	03-21-00	<.007	<.013	<.002	<.001	<.25	<.002

Table 5. Concentrations of soluble pesticides in public water-supply wells sampled in Texas, November 1999–January 2001—Continued

Local identifier	Station number	Date	Terbacil (µg/L)	Terbufos (µg/L)	Thiobencarb (µg/L)	Triallate (µg/L)	Triclopyr (µg/L)	Trifluralin (µg/L)
KP-79-23-101	284256097125001	02-29-00	<0.007	<0.013	<0.002	<0.001	<0.25	<0.002
KS-05-52-105	351428100352601	05-04-00	<.007	<.013	<.002	<.001	<.25	<.002
KT-18-11-405	334844096435701	04-19-00	<.007	<.013	<.002	<.001	<.25	<.002
KT-18-11-406	334840096434001	04-19-00	<.007	<.013	<.002	<.001	<.25	<.002
KT-18-28-703	333039096362901	04-19-00	<.007	<.013	<.002	<.001	<.25	<.002
KY-11-49-512	341116101574601	05-04-00	<.007	<.013	<.002	<.001	<.25	<.002
KY-11-51-416	341032101423801	05-04-00	<.007	<.013	<.002	<.001	<.25	<.002
KY-11-57-602	340345101531801	05-03-00	<.007	<.013	<.002	<.001	<.25	<.002
KZ-12-19-104	344234100431601	05-09-00	<.007	<.013	<.002	<.001	<.25	<.002
LD-13-44-907	341523099305701	12-19-00	<.034	<.017	<.0048	<.0023	<.07	<.009
LJ-60-64-807	300149095045001	05-04-00	<.007	<.013	<.002	<.001	<.25	<.002
LP-21-49-317	331233099545201	05-01-00	<.007	<.013	<.002	<.001	<.25	<.002
LR-67-09-112	295137097585801	03-21-00	<.007	<.013	<.002	<.001	<.25	<.002
LX-24-15-612	334857102092301	05-11-00	<.007	<.013	<.002	<.001	<.25	<.002
LX-24-29-306	333536102223101	05-09-00	<.007	<.013	<.002	<.001	<.25	<.002
LX-24-37-405	332714102285401	05-16-00	<.007	<.013	<.002	<.001	<.25	<.002
LX-24-40-405	332624102072901	05-17-00	<.007	<.013	<.002	<.001	<.25	<.002
LY-32-26-706	323204097500301	03-22-00	<.007	<.013	<.002	<.001	<.25	<.002
LY-32-34-208	322958097481301	03-21-00	<.007	<.013	<.002	<.001	<.25	<.002
LY-32-34-303	322928097461701	04-03-00	<.007	<.013	<.002	<.001	<.25	<.002
LY-32-34-510	322537097485701	03-21-00	<.007	<.013	<.002	<.001	<.25	<.002
LY-32-34-609	322626097454801	03-21-00	<.007	<.013	<.002	<.001	<.25	<.002
PB-28-62-105	320649101215501	04-26-00	<.007	<.013	<.002	<.001	<.25	<.002
PK-43-50-216	311422100490201	12-20-00	<.034	<.017	<.0048	<.0023	<.07	<.009
PS-52-02-404	305502103504101	01-10-00	<.007	<.013	<.002	<.001	<.25	<.002
PU-84-43-504	271841098402801	04-04-00	<.007	<.013	<.002	<.001	<.25	<.002
PX-32-47-109	322201097141601	03-20-00	<.007	<.013	<.002	<.001	<.25	<.002
PZ-79-10-807	284713097493901	02-23-00	<.007	<.013	<.002	<.001	<.25	<.002
RS-21-35-103	332854099441101	05-01-00	<.007	<.013	<.002	<.001	<.25	<.002
RU-10-53-312	341418102243401	05-02-00	<.007	<.013	<.002	<.001	<.25	<.002

Table 5. Concentrations of soluble pesticides in public water-supply wells sampled in Texas, November 1999–January 2001—Continued

Local identifier	Station number	Date	Terbacil (µg/L)	Terbufos (µg/L)	Thiobencarb (µg/L)	Triallate (µg/L)	Triclopyr (µg/L)	Trifluralin (µg/L)
RU-10-60-606	340427102302801	05-02-00	<0.007	<0.013	<0.002	<0.001	<0.25	<0.002
RW-41-63-520	310238098104001	03-23-00	<.007	<.013	<.002	<.001	<.25	<.002
SK-57-19-201	304323098421701	03-08-00	<.007	<.013	<.002	<.001	<.25	<.002
SK-57-34-201	303001098485201	03-09-00	<.007	<.013	<.002	<.001	<.25	<.002
SP-23-17-417	334043101585701	05-10-00	<.007	<.013	<.002	<.001	<.25	<.002
SP-23-18-107	334306101504101	05-10-00	<.007	<.013	<.002	<.001	<.25	<.002
SP-23-19-812	333955101404601	05-10-00	<.007	<.013	<.002	<.001	<.25	<.002
SP-24-24-214	334419102045201	05-18-00	<.007	<.013	<.002	<.001	<.25	<.002
SR-23-41-602	331933101543701	05-15-00	<.007	<.013	<.002	<.001	<.25	<.002
SS-42-52-504	311202099321401	03-01-00	<.007	<.013	<.002	<.001	<.25	<.002
ST-40-39-304	312745097083301	03-23-00	<.007	<.013	<.002	<.001	<.25	<.002
SY-27-39-505	322555102105501	05-24-00	<.007	<.013	<.002	<.001	<.25	<.002
SY-28-42-803	321619101495001	05-23-00	<.007	<.013	<.002	<.001	<.25	<.002
SY-28-50-908	320816101474601	05-23-00	<.007	<.013	<.002	<.001	<.25	<.002
TB-76-03-605	285657100373801	03-28-00	<.007	<.013	<.002	<.001	<.25	<.002
TJ-27-63-712	320143102123101	12-20-00	<.034	<.017	<.0048	<.0023	<.07	<.009
TJ-28-57-702	320221101594901	05-25-00	<.007	<.013	<.002	<.001	<.25	<.002
TJ-28-57-903	320010101523701	05-23-00	<.007	<.013	<.002	<.001	<.25	<.002
TJ-45-07-407	315643102131101	05-24-00	<.007	<.013	<.002	<.001	<.25	<.002
TJ-45-07-606	315702102075401	05-25-00	<.007	<.013	<.002	<.001	<.25	<.002
TS-60-36-510	302701095331201	04-20-00	<.007	<.013	<.002	<.001	<.25	<.002
TW-22-02-714	335416100502101	05-05-00	<.007	<.013	<.002	<.001	<.25	<.002
TW-22-02-716	335449100513101	12-19-00	<.034	<.017	<.0048	<.0023	<.07	<.009
UJ-62-49-712	300906093585201	04-28-00	<.007	<.013	<.002	<.001	<.25	<.002
UK-31-05-501	325545098255501	03-22-00	<.007	<.013	<.002	<.001	<.25	<.002
UK-31-24-501	324210098034701	03-22-00	<.007	<.013	<.002	<.001	<.25	<.002
UL-35-48-202	322207094034501	04-25-00	<.007	<.013	<.002	<.001	<.25	<.002
UP-32-10-604	324926097455001	02-09-00	<.007	<.013	<.002	<.001	<.25	<.002
UP-32-11-103	325005097440101	02-09-00	<.007	<.013	<.002	<.001	<.25	<.002
UP-32-11-709	324649097442001	02-09-00	<.007	<.013	<.002	<.001	<.25	<.002

Table 5. Concentrations of soluble pesticides in public water-supply wells sampled in Texas, November 1999–January 2001—Continued

Local identifier	Station number	Date	Terbacil (µg/L)	Terbufos (µg/L)	Thiobencarb (µg/L)	Triallate (µg/L)	Triclopyr (µg/L)	Trifluralin (µg/L)
UP-32-11-801	324548097411701	02-10-00	<0.007	<0.013	<0.002	<0.001	<0.25	<0.002
UP-32-25-602	323439097524301	02-09-00	<.007	<.013	<.002	<.001	<.25	<.002
UP-32-28-403	323356097361801	04-10-00	<.007	<.013	<.002	<.001	<.25	<.002
US-53-08-601	305723102015801	03-14-00	<.007	<.013	<.002	<.001	<.25	<.002
US-54-18-503	304131101492401	03-14-00	<.007	<.013	<.002	<.001	<.25	<.002
UT-60-24-110	304251095060001	04-26-00	<.007	<.013	<.002	<.001	<.25	<.002
UY-07-64-914	350224102020301	05-03-00	<.007	<.013	<.002	<.001	<.25	<.002
UZ-44-37-505	312656101265101	01-13-00	<.007	<.013	<.002	<.001	<.25	<.002
WB-16-18-704	333942094503001	04-26-00	<.007	<.013	<.002	<.001	<.25	<.002
WD-46-46-210	312041103174201	01-11-00	<.007	<.013	<.002	<.001	<.25	<.002
WK-39-51-801	310956096402901	04-20-00	<.007	<.013	<.002	<.001	<.25	<.002
WP-43-31-211	313551100110801	04-25-00	<.007	<.013	<.002	<.001	<.25	<.002
WT-37-31-706	313110094131201	04-27-00	<.007	<.013	<.002	<.001	<.25	<.002
XH-34-37-312	322832095245401	04-25-00	<.007	<.013	<.002	<.001	<.25	<.002
XP-43-09-119	315033100584001	04-26-00	<.007	<.013	<.002	<.001	<.25	<.002
XR-22-54-201	331310100180801	05-01-00	<.007	<.013	<.002	<.001	<.25	<.002
XT-11-26-923	343046101463701	05-01-00	<.007	<.013	<.002	<.001	<.25	<.002
XU-32-04-604	325525097304801	01-05-00	<.007	<.013	<.002	<.001	<.25	<.002
XU-32-04-605	325525097304802	01-05-00	<.007	<.013	<.002	<.001	<.25	<.002
XU-32-05-805	325335097272401	04-03-00	<.007	<.013	<.002	<.001	<.25	<.002
XU-32-12-307	325101097313101	03-23-00	<.007	<.013	<.002	<.001	<.25	<.002
XU-32-13-405	324901097284701	01-24-00	<.007	<.013	<.002	<.001	<.25	<.002
XU-32-13-503	324816097272401	01-24-00	<.007	<.013	<.002	<.001	<.25	<.002
XU-32-23-701	323911097131001	03-20-00	<.007	<.013	<.002	<.001	<.25	<.002
XY-24-54-606	331112102160201	05-17-00	<.007	<.013	<.002	<.001	<.25	<.002
YB-43-19-701	313943100425301	01-14-00	<.007	<.013	<.002	<.001	<.25	<.002
YB-43-27-201	313638100400201	01-14-00	<.007	<.013	<.002	<.001	<.25	<.002
YB-43-44-102	312003100370101	01-14-00	<.007	<.013	<.002	<.001	<.25	<.002
YD-57-40-703	302306098050701	04-19-00	<.007	<.013	<.002	<.001	<.25	<.002
YD-58-50-830	300938097490601	11-03-99	<.007	<.013	<.002	<.001	<.25	<.002

Table 5. Concentrations of soluble pesticides in public water-supply wells sampled in Texas, November 1999–January 2001—Continued

Local identifier	Station number	Date	Terbacil (µg/L)	Terbufos (µg/L)	Thiobencarb (µg/L)	Triallate (µg/L)	Triclopyr (µg/L)	Trifluralin (µg/L)
YD-58-52-304	301305097314601	04-27-00	<0.007	<0.013	<0.002	<0.001	<0.25	<0.002
YH-60-13-308	305125095225701	01-19-01	<.034	<.017	<.0048	<.0023	<.37	<.009
YP-69-27-107	293652099442501	10-19-00	<.034	<.017	<.0048	<.0023	<.07	<.009
YP-69-27-402	293450099433701	10-19-00	<.034	<.017	<.0048	<.0023	<.07	<.009
YP-69-27-704	293037099430301	10-18-00	<.034	<.017	<.0048	<.0023	<.07	<.009
YP-69-28-303	293644099314601	10-18-00	<.034	<.017	<.0048	<.0023	<.07	<.009
YT-79-24-101	284431097071801	02-29-00	<.007	<.013	<.002	<.001	<.25	<.002
YX-46-32-625	313252103010301	01-11-00	<.007	<.013	<.002	<.001	<.25	<.002
YX-46-40-311	312848103012901	01-11-00	<.007	<.013	<.002	<.001	<.25	<.002
YY-59-54-902	300824096152400	04-19-00	<.007	<.013	<.002	<.001	<.25	<.002
ZB-05-29-819	353215100261201	05-10-00	<.007	<.013	<.002	<.001	<.25	<.002
ZB-05-38-512	352709100182901	05-08-00	<.007	<.013	<.002	<.001	<.25	<.002
ZH-13-46-414	341848099222501	05-09-00	<.007	<.013	<.002	<.001	<.25	<.002
ZH-13-61-620	340451099224401	12-19-00	<.034	<.017	<.0048	<.0023	<.07	<.009
ZK-58-19-620	304151097390301	03-30-00	<.007	<.013	<.002	<.001	<.25	<.002
ZK-58-19-804	303809097404701	03-30-00	<.007	<.013	<.002	<.001	<.25	<.002
ZK-58-19-805	303859097400901	03-30-00	<.007	<.013	<.002	<.001	<.25	<.002
ZK-58-27-819	303117097421301	04-18-00	<.007	<.013	<.002	<.001	<.25	<.002
ZP-46-16-102	315042103054301	01-12-00	<.007	<.013	<.002	<.001	<.25	<.002
ZR-19-42-612	331902097472301	04-04-00	<.007	<.013	<.002	<.001	<.25	<.002
ZR-19-51-801	330906097411701	04-04-00	<.007	<.013	<.002	<.001	<.25	<.002
ZR-19-51-805	330839097412401	04-04-00	<.007	<.013	<.002	<.001	<.25	<.002
ZR-19-61-705	330014097285401	01-25-00	<.007	<.013	<.002	<.001	<.25	<.002
ZT-24-50-403	331051102511901	05-17-00	<.007	<.013	<.002	<.001	<.25	<.002
ZT-27-02-103	325819102501601	05-23-00	<.007	<.013	<.002	<.001	<.25	<.002
ZT-27-02-105	325819102503701	05-23-00	<.007	<.013	<.002	<.001	<.25	<.002

¹Some results not available due to breakage at laboratory.

Table 6. Summary of soluble pesticides in samples collected from public water-supply wells in Texas, November 1999–January 2001 (only pesticides with one or more detections are shown)

[µg/L, micrograms per liter; MCL, maximum contaminant level; --, not applicable]

Pesticide	Method detection limit (µg/L)	Detection frequency (percent)	Maximum concentration (µg/L)	MCL (µg/L)
Deethylatrazine	0.002	22	1.73	--
Atrazine	.001	16	1.54	3.0
Prometon	.018	13	.117	--
Simazine	.005	5.2	.085	4.0
Diazinon	.002	4.0	.025	--
Bromacil	.06	2.9	.450	--
Picloram	.05	2.3	.581	500
Tebuthiuron	.01	2.3	.067	--
Fenuron	.07	1.7	.16	--
Metolachlor	.002	1.7	.005	--
Dicamba	.043	1.1	.060	--
Diuron	.06	1.1	.14	--
Dacthal mono-acid	.039	.6	.04	--
Alachlor	.002	.6	.006	2.0
Bentazon	.035	.6	.049	--
<i>p,p'</i> -DDE	.0025	.6	.002	--